
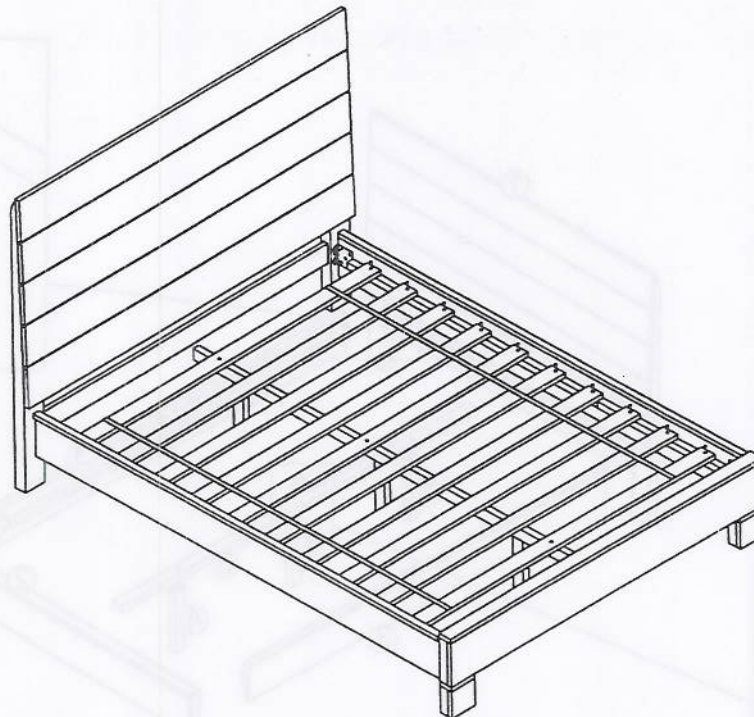








ASSEMBLY INSTRUCTION 102 QUEEN & KING BED



STUDY THE ASSEMBLY INSTRUCTIONS CAREFULLY.
IDENTIFY ALL THE PIECES AND PARTS.
GROUP THE HARDWARE.
GET THE TOOLS AND MANPOWER NEEDED.
PROCEED TO ASSEMBLE.
NEVER FORCE FITTINGS.
KEEP YOUR ASSEMBLY INSTRUCTIONS.
ANY QUESTIONS, PLEASE CONTACT YOUR SUPPLIER.

	H1	8 PCS Ø8 X 20		H4	23 PCS Ø4 X 25
	H2	8 PCS Ø8 X Ø20		H5	1 PC Ø6
	H3	3 PCS Ø6 X 50		H6	1 PC Ø4

