



*Meubles de Qualité à Prix Abordable*  
*Affordable Quality Home Furniture*

BUREAU 60" L MÉTAL ARGENT / BLANC HOLLOW-CORE  
WHITE HOLLOW-CORE / SILVER METAL 60" L OFFICE DESK

# I 7046

**INSTRUCTIONS D'ASSEMBLAGE**  
**ASSEMBLY INSTRUCTIONS**

**MONARCH SPECIALTIES INC.**

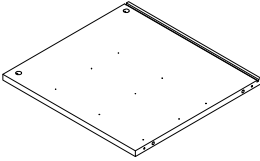
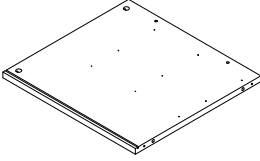
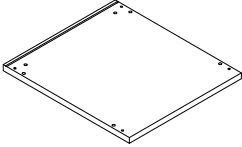
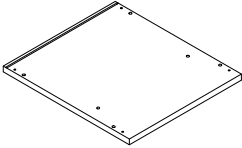
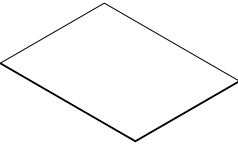
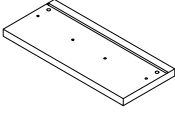
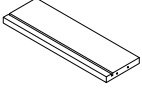
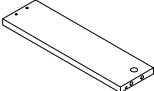


**POUR DE L'ASSISTANCE OU POUR COMMANDER  
DES PIÈCES CONTACTEZ NOTRE DÉPARTEMENT  
DE SERVICE À LA CLIENTÈLE.**

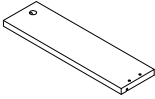
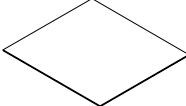
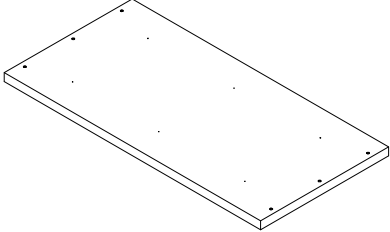
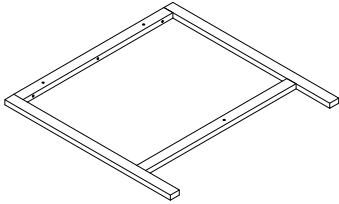
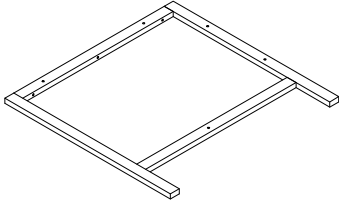
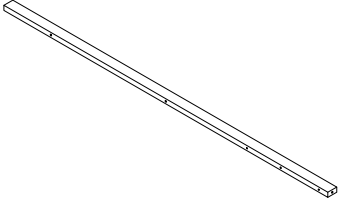
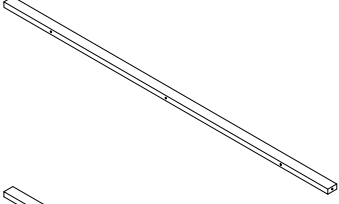
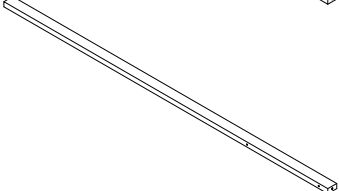
**FOR ASSISTANCE OR TO ORDER PARTS  
CONTACT OUR CUSTOMER SERVICE DEPARTMENT**

**[WWW.MONARCHSERVICE.COM](http://WWW.MONARCHSERVICE.COM)**

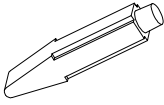
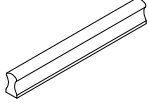
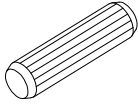

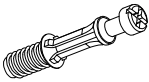








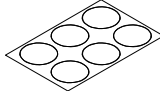

**IDENTIFICATION DES PIÈCES**  
**PARTS IDENTIFICATION**

|          |   |   |                            |
|----------|---|---|----------------------------|
| <b>1</b> |    | <b>PANNEAU CÔTÉ GAUCHE</b><br><b>LEFT SIDE PANEL</b>                  | <b>1MC</b><br><b>1PC</b>   |
| <b>2</b> |    | <b>PANNEAU CÔTÉ DROIT</b><br><b>RIGHT SIDE PANEL</b>                  | <b>1MC</b><br><b>1PC</b>   |
| <b>3</b> |    | <b>PANNEAU DU BAS</b><br><b>BOTTOM PANEL</b>                          | <b>1MC</b><br><b>1PC</b>   |
| <b>4</b> |   | <b>PANNEAU DU DESSUS</b><br><b>TOP PANEL</b>                          | <b>1MC</b><br><b>1PC</b>   |
| <b>5</b> |  | <b>PANNEAU ARRIÈRE</b><br><b>BACK PANEL</b>                           | <b>1MC</b><br><b>1PC</b>   |
| <b>6</b> |  | <b>PANNEAU DEVANT DU TIROIR</b><br><b>DRAWER FACE PANEL</b>           | <b>3MCX</b><br><b>3PCS</b> |
| <b>7</b> |  | <b>PANNEAU ARRIÈRE DU TIROIR</b><br><b>DRAWER BACK PANEL</b>          | <b>3MCX</b><br><b>3PCS</b> |
| <b>8</b> |  | <b>PANNEAU CÔTÉ GAUCHE DU TIROIR</b><br><b>LEFT DRAWER SIDE PANEL</b> | <b>3MCX</b><br><b>3PCS</b> |

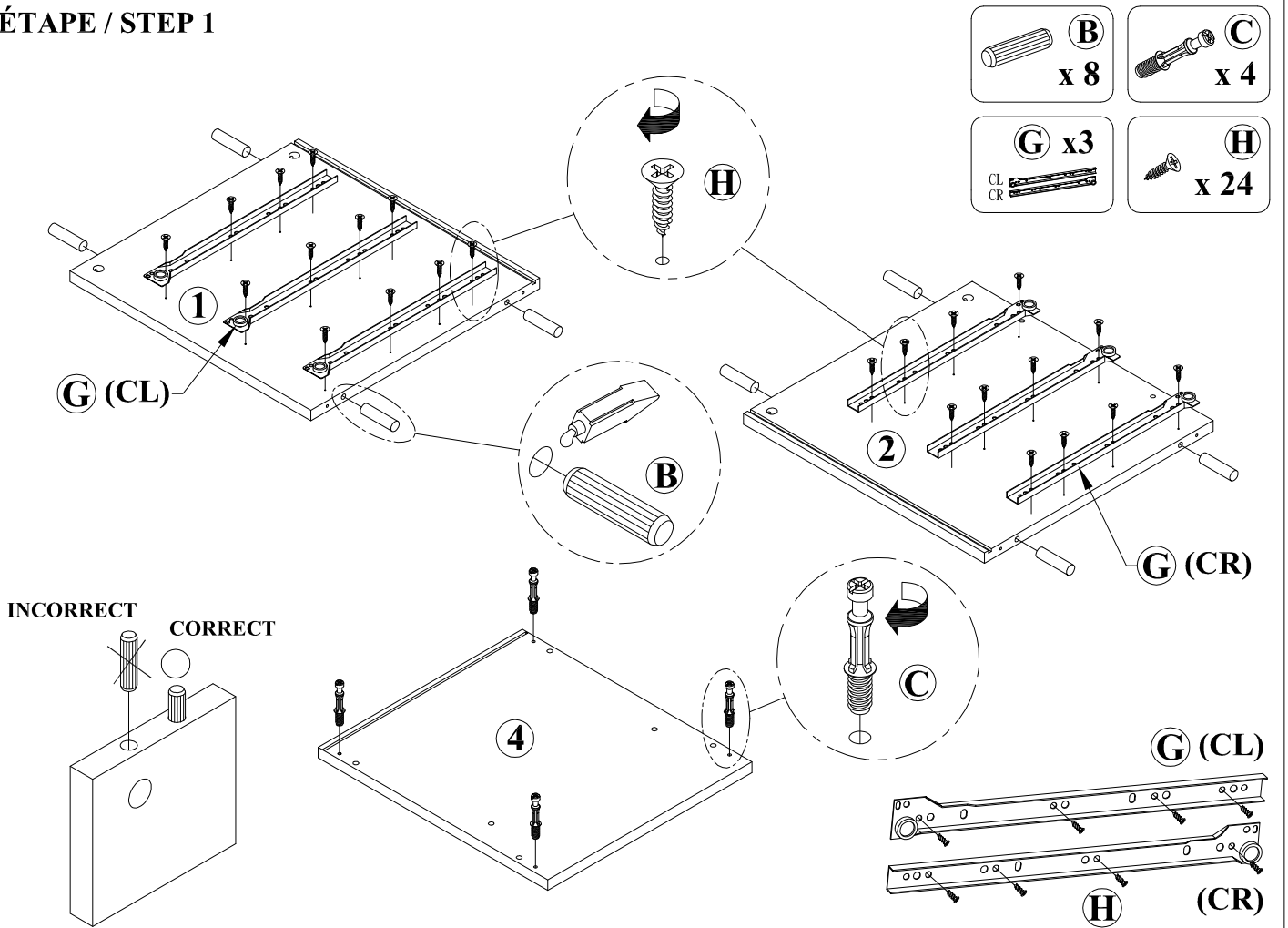
**IDENTIFICATION DES PIÈCES**  
**PARTS IDENTIFICATION**

|           |   |   |                            |
|-----------|---|---|----------------------------|
| <b>9</b>  |    | <b>PANNEAU CÔTÉ DROIT DU TIROIR</b><br><b>RIGHT DRAWER SIDE PANEL</b> | <b>3MCX</b><br><b>3PCS</b> |
| <b>10</b> |    | <b>PANNEAU DU FOND DU TIROIR</b><br><b>DRAWER BOTTOM PANEL</b>        | <b>3MCX</b><br><b>3PCS</b> |
| <b>11</b> |    | <b>PANNEAU DU DESSUS</b><br><b>TOP PANEL</b>                          | <b>1MC</b><br><b>1PC</b>   |
| <b>12</b> |   | <b>PATTE (GAUCHE)</b><br><b>LEG (LEFT)</b>                            | <b>1MC</b><br><b>1PC</b>   |
| <b>13</b> |  | <b>PATTE (DROIT)</b><br><b>LEG (RIGHT)</b>                            | <b>1MC</b><br><b>1PC</b>   |
| <b>14</b> |  | <b>BARRE TRANSVERSALE</b><br><b>CROSSBAR</b>                          | <b>1MC</b><br><b>1PC</b>   |
| <b>15</b> |  | <b>BARRE TRANSVERSALE</b><br><b>CROSSBAR</b>                          | <b>1MC</b><br><b>1PC</b>   |
| <b>16</b> |  | <b>BARRE TRANSVERSALE</b><br><b>CROSSBAR</b>                          | <b>1MC</b><br><b>1PC</b>   |

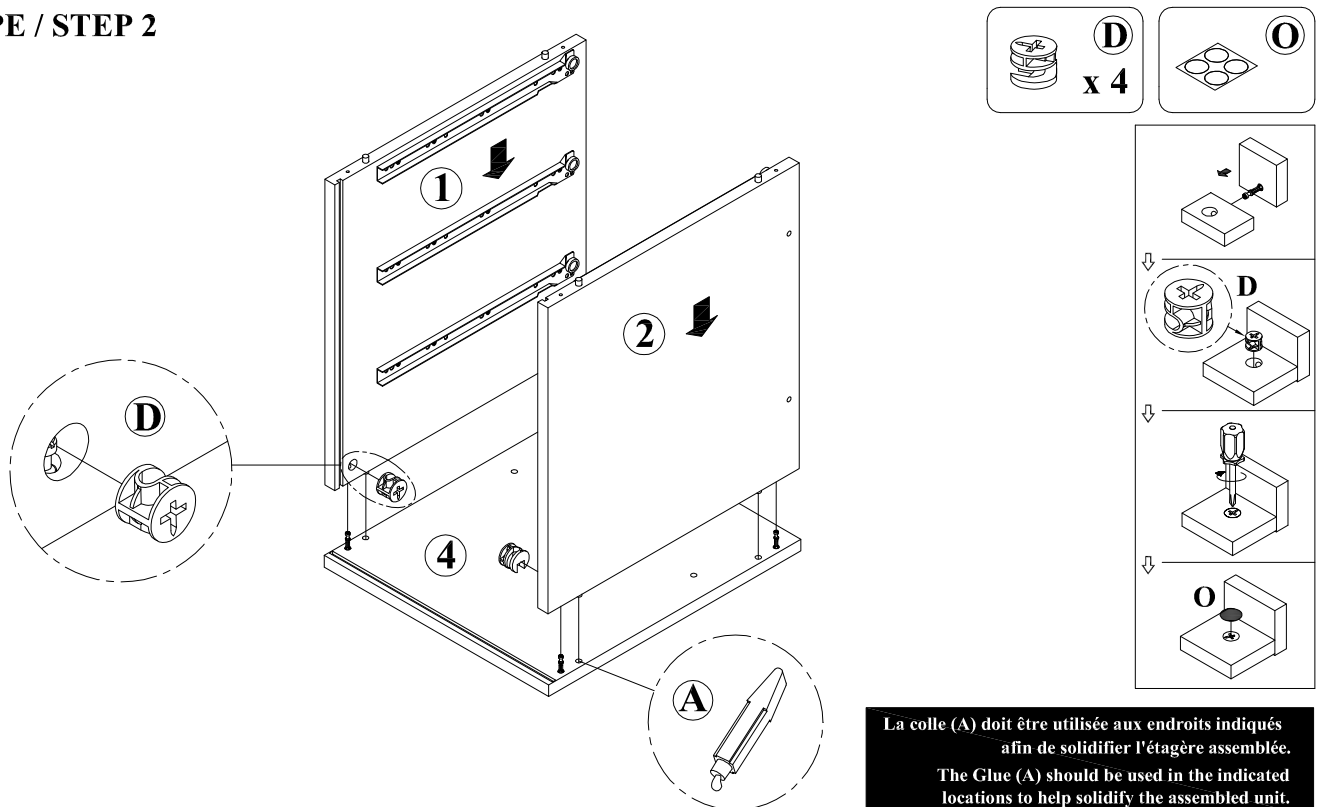
**IDENTIFICATION DES PIÈCES DE MONTAGE**  
**HARDWARE IDENTIFICATION**

|          |   |           |             |          |  |         |             |
|----------|---|-----------|-------------|----------|--|---------|-------------|
| <b>A</b> |    | 15g       | 1MC / PC    | <b>I</b> |    | L 120mm | 3MCX / PCS  |
| <b>B</b> |    | ∅8 x 30mm | 14MCX / PCS | <b>J</b> |    | 27.5mm  | 6MCX / PCS  |
| <b>C</b> |    | 35.5mm    | 10MCX / PCS | <b>K</b> |    | 63mm    | 6MCX / PCS  |
| <b>D</b> |   | ∅15x12mm  | 10MCX / PCS | <b>L</b> |    | 27.5mm  | 6MCX / PCS  |
| <b>E</b> |  | 42mm      | 4MCX / PCS  | <b>M</b> |  | 61.4mm  | 12MCX / PCS |
| <b>F</b> |  | 35mm      | 12MCX / PCS | <b>N</b> |  | 57x21mm | 1MC / PC    |
| <b>G</b> |  | L 350mm   | 3 ENS/SET   | <b>O</b> |  | ∅20mm   | 2MCX / PCS  |
| <b>H</b> |  | 10mm      | 42MCX / PCS |          |  |         |             |

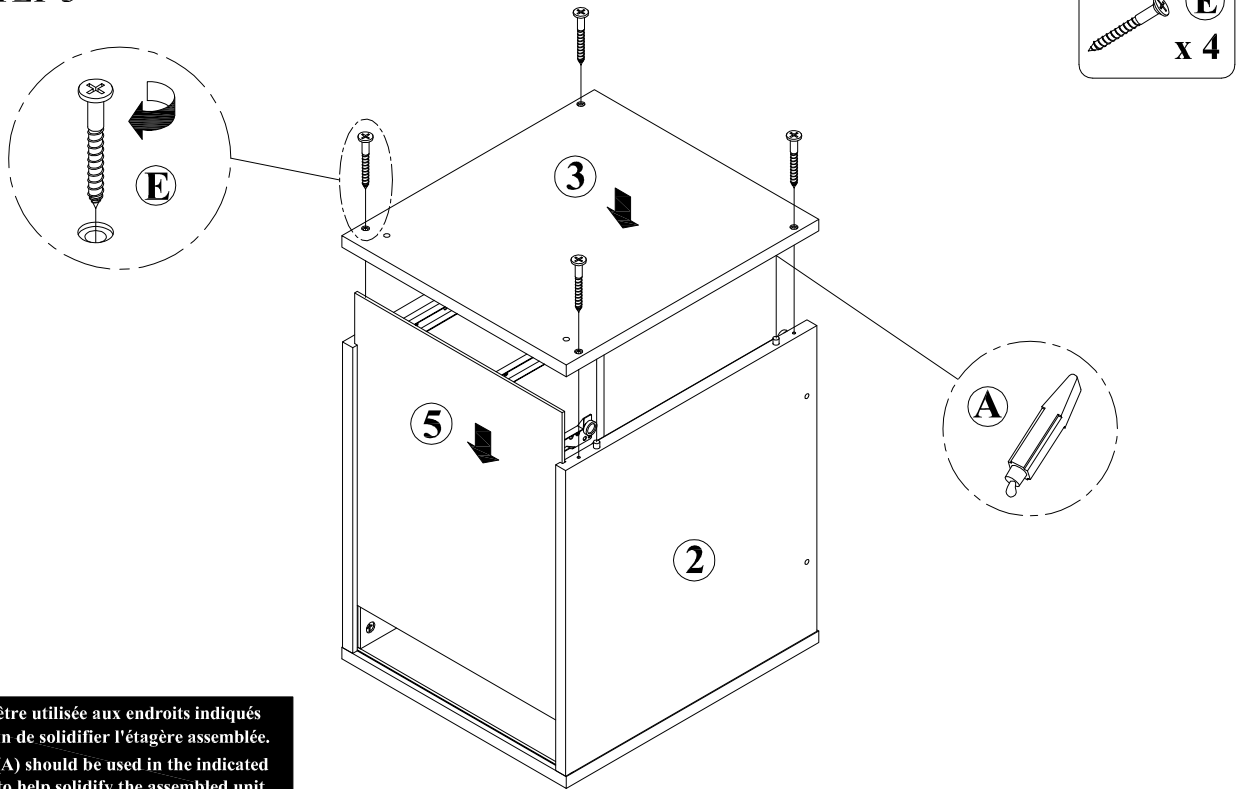
ÉTAPE / STEP 1



ÉTAPE / STEP 2

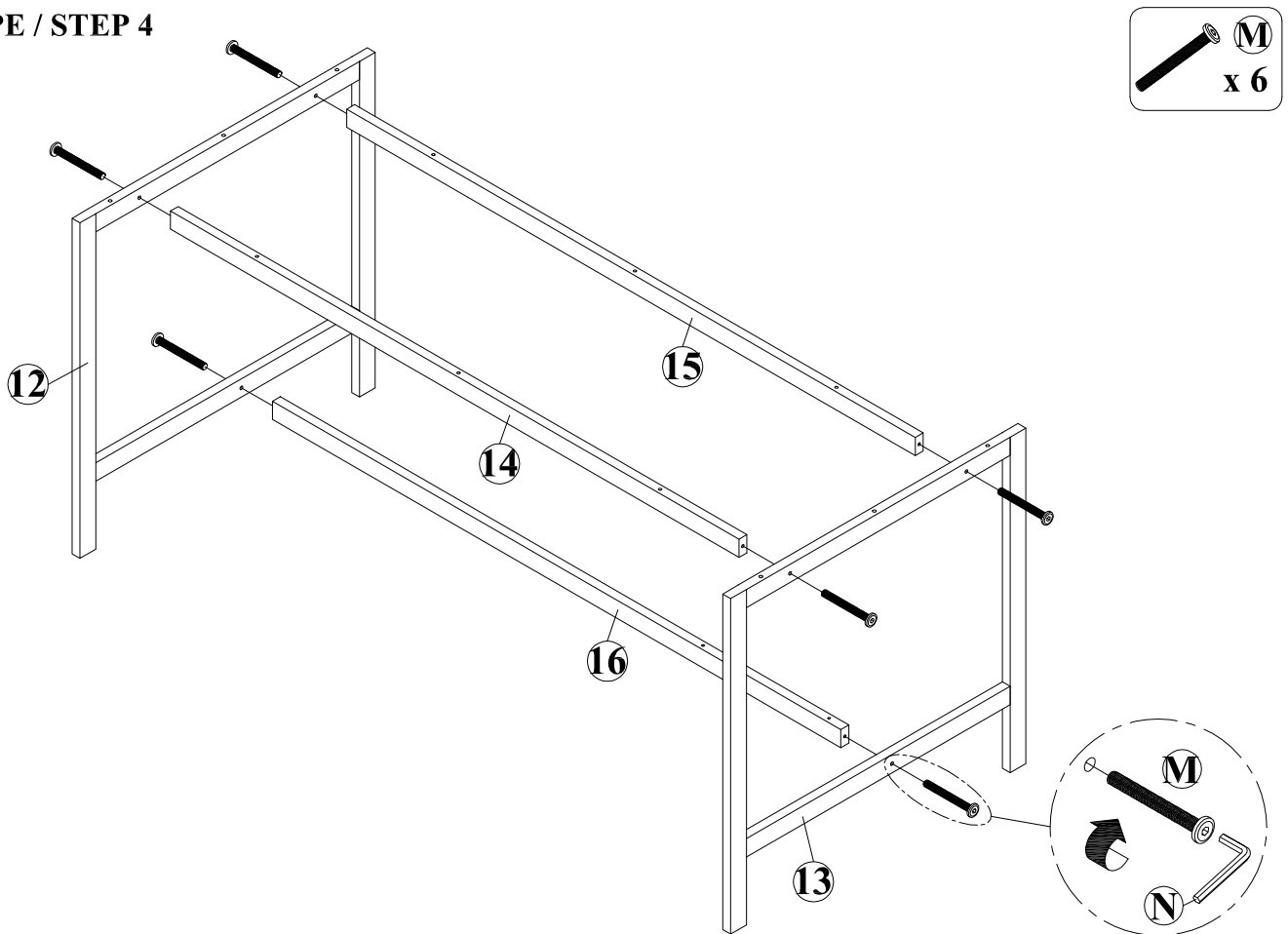


**ÉTAPE / STEP 3**

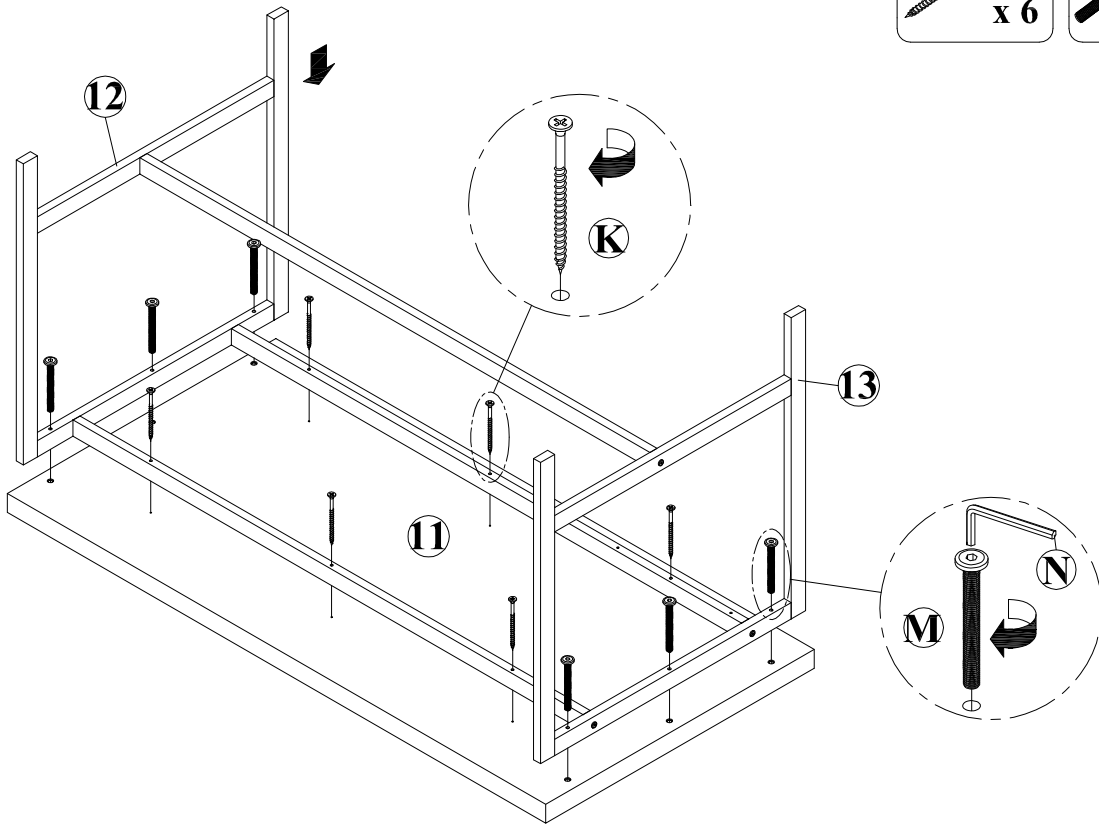
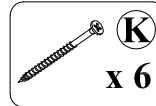


La colle (A) doit être utilisée aux endroits indiqués  
afin de solidifier l'étagère assemblée.  
The Glue (A) should be used in the indicated  
locations to help solidify the assembled unit.

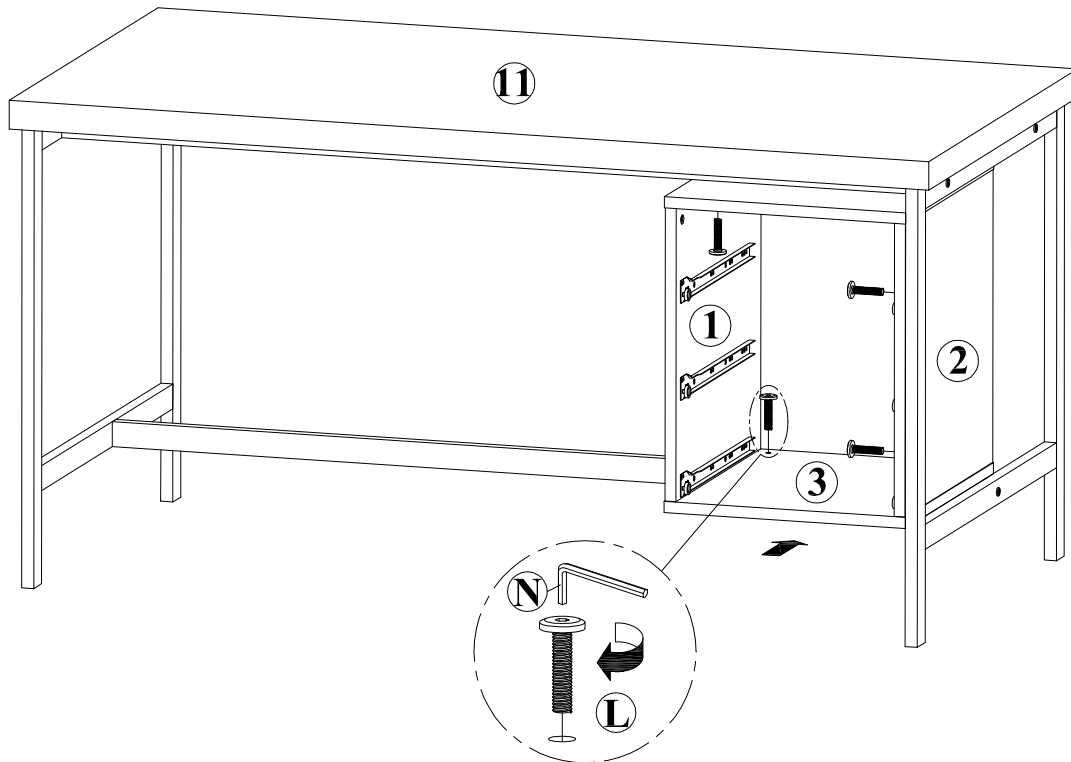
**ÉTAPE / STEP 4**



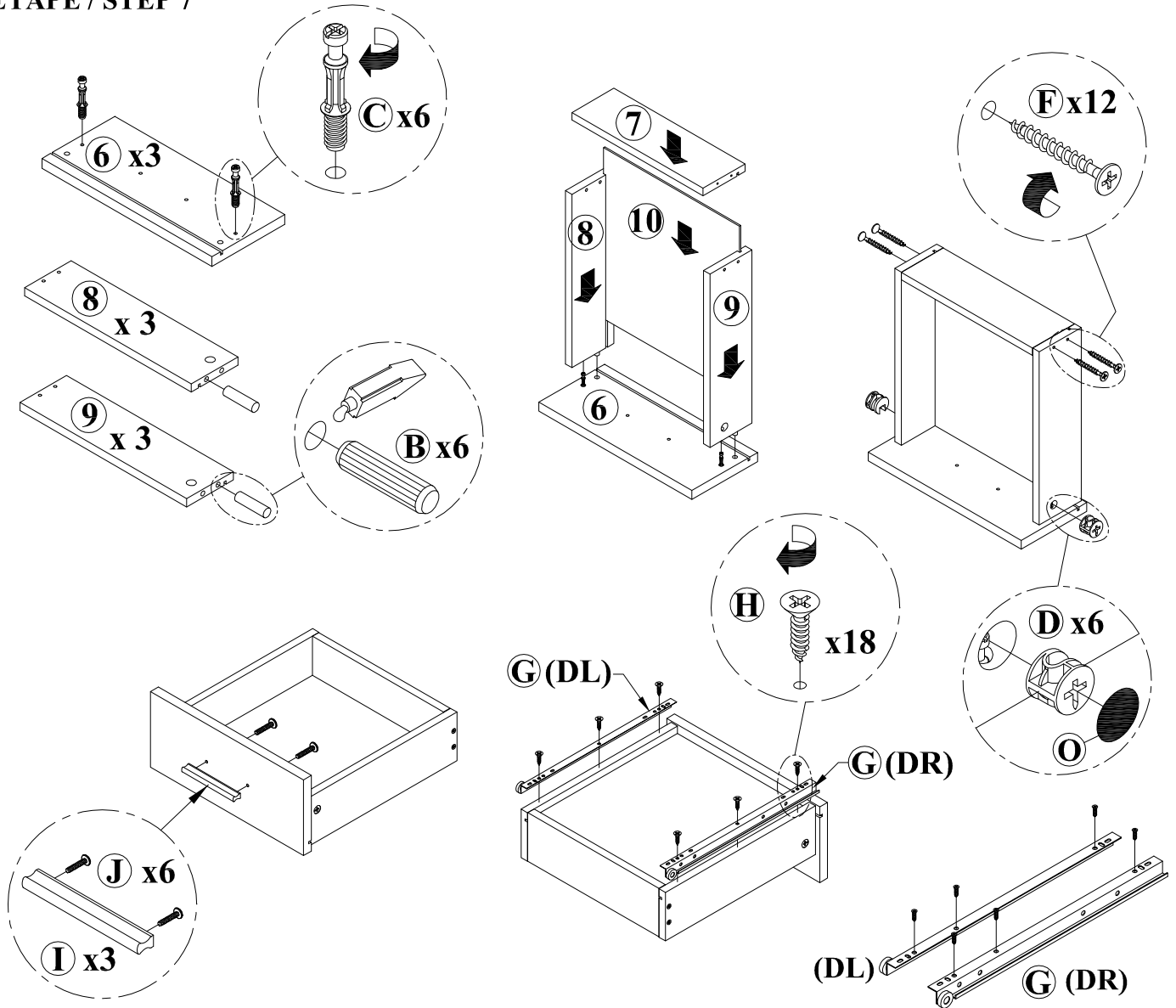
ÉTAPE / STEP 5



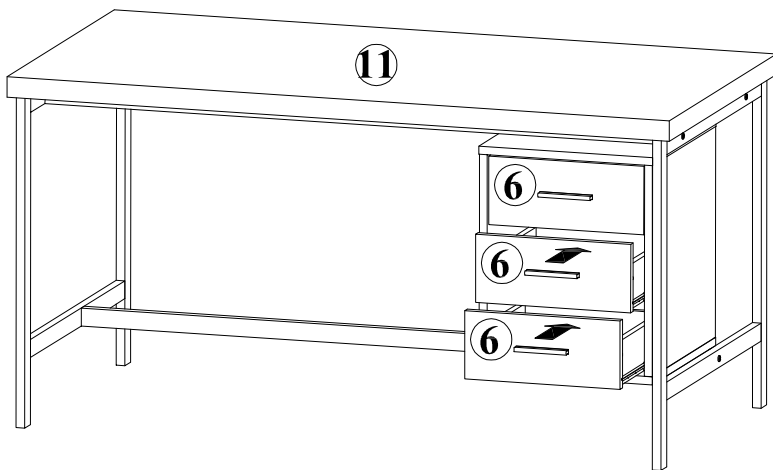
ÉTAPE / STEP 6



ÉTAPE / STEP 7



ÉTAPE / STEP 8



TERMINER / FINISH

