



**INSTRUCTIONS D'ASSEMBLAGE**  
**ASSEMBLY INSTRUCTIONS**

---

**M**ONARCH  
SPECIALTIES INC.

# I 7228

---

**ETAGERE -**  
**48"H / TAUPE FONCE / METAL NOIR**

**BOOKCASE -**  
**48"H / DARK TAUPE / BLACK METAL**

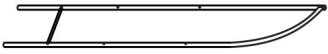






**POUR DE L'ASSISTANCE OU POUR COMMANDER  
DES PIÈCES CONTACTEZ NOTRE DÉPARTEMENT  
DE SERVICE À LA CLIENTÈLE.**



**FOR ASSISTANCE OR TO ORDER PARTS  
CONTACT OUR CUSTOMER SERVICE DEPARTMENT**

**WWW.MONARCHSERVICE.COM**

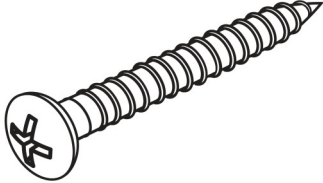

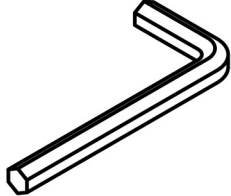
**LISTE DES PIÈCES**  
**PARTS LIST**

PIÈCE / PART #	IMAGE	DESCRIPTION	QTY / QTÉ
1		FRONT FACING LEFT LEG PATTE AVANT GAUCHE	1
2		FRONT FACING RIGHT LEG PATTE AVANT DROITE	1
3		CROSSBAR BARRE TRANSVERSALE	1
4		CROSSBAR BARRE TRANSVERSALE	6
5		SHELF PANEL PANNEAU DE TABLETTE	1

**LISTE DES PIÈCES**  
**PARTS LIST**

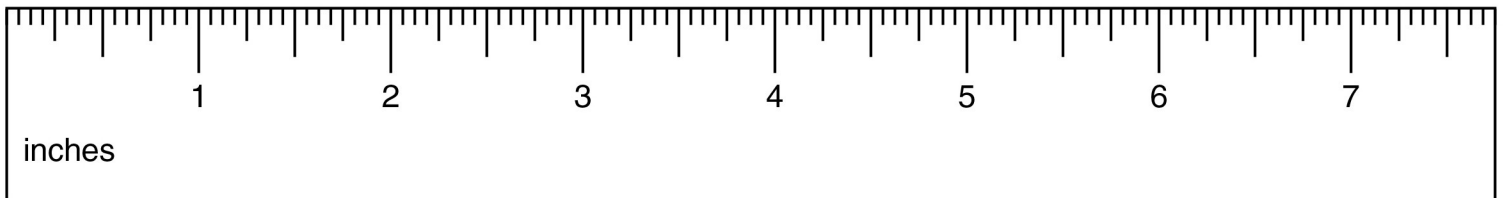
PIÈCE / PART #	IMAGE	DESCRIPTION	QTY / QTÉ
6		SHELF PANEL PANNEAU DE TABLETTE	1
7		BOTTOM SHELF ÉTAGÈRE DU BAS	1

**LISTE DES PIÈCES DE MONTAGE**  
**HARDWARE LIST**

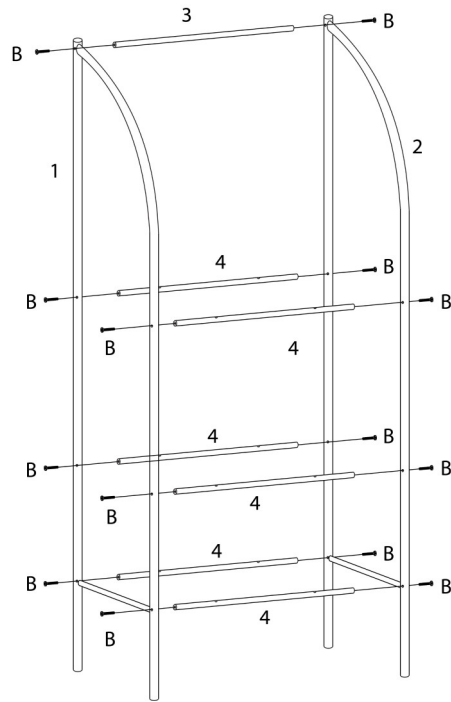
PIÈCE / PART #	IMAGE	DESCRIPTION	QTY / QTÉ
A		<p align="center">ASSEMBLING SCREW -                      Ø 1/8" X 3/4"                      VIS D'ASSEMBLAGE -                      Ø 1/8" X 3/4"</p>	12
B		<p align="center">ASSEMBLING BOLT -                      Ø 1/4" X 1"                      BOULON D'ASSEMBLAGE -                      Ø 1/4" X 1"</p>	14
C		<p align="center">HEX KEY                      CLÉ HEXAGONALE</p>	1



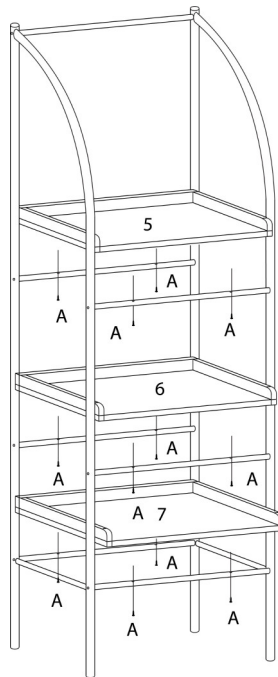
OUTIL DE VÉRIFICATION DE DIMENSIONS DES PIÈCES  
HARDWARE DIMENSIONS VERIFICATION TOOL



ÉTAPE / STEP 1



ÉTAPE / STEP 2



ÉTAPE / STEP 3

