



## Réfrigérateur à portes françaises en acier inoxydable résistant aux traces de doigts - 36 po - 25 pi cu

WRF555SDHV

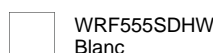
### Finis/couleurs disponibles



WRF555SDHB  
Noir



WRF555SDHV  
Acier inoxydable noir résistant aux traces de doigts



WRF555SDHW  
Blanc

Organisez les aliments favoris de votre famille dans ce réfrigérateur Whirlpool® à portes françaises, offert en acier inoxydable résistant aux traces de doigts. Un bac à légumes double et un tiroir-congélateur à double niveau procurent amplement d'espace. Ce réfrigérateur est doté de tablettes antidéversement aidant à contenir les déversements et d'un distributeur extérieur d'eau et de glaçons avec un système de filtration EveryDrop™, pour de l'eau fraîche à portée de main.

### Dimensions

Profondeur	35 1/4
Hauteur	70 1/4
Largeur	35 5/8

### Volumes AHAM et tablettes

Volume du congélateur (pi <sup>3</sup> )	6.70
Volume du réfrigérateur (pi <sup>3</sup> )	18.00
Volume total (pi <sup>3</sup> )	24.7

### AHAM Volumes And Shelf Area

Refrigerator Volume (Cu Ft)	18.00
-----------------------------	-------

### Compatibilité

Fonctionne avec	Non
-----------------	-----

### Distributeur

Largeur (IN, inches)	35 5/8
----------------------	--------

Options de distributeur	Contrôle / verrouillage enfant, Glace filtrée, Veilleuse
-------------------------	--

### Distributeur

Type de glaçons	Broyé / en cubes
-----------------	------------------

### Détails

Type de refroidissement	Simple évaporateur
Profondeur de comptoir	Non
Style de porte	Incurvée

### Contrôles

Type de contrôle	Commandes électroniques
------------------	-------------------------

### Extérieur

Couleur de la grille de base	Noir
Couleur de la caisse	Noir
Fini de la caisse	Texturé
Nombre de portes	3
Couleur de la porte	acier inoxydable noir

### Caractéristiques clés

Acier inoxydable résistant aux traces de doigts

Tablettes antidéversement

Bac à légumes double à humidité contrôlée

### Guides et documentation:

[Dimension Guide](#) [Energy Guide](#)

[Owner Manual](#) [Warranty Information](#)



# French Door w/Ice Dispenser Refrigerator

## PRODUCT MODEL NUMBERS

WRF555SDF    WRF555SDH

**Electrical:** A 115-volt, 60 Hz, AC-only 15- or 20-amp fused, grounded electrical supply is required. It is recommended that a separate circuit serving only your refrigerator and approved accessories be provided. Use an outlet that cannot be turned off by a switch. Do not use an extension cord.

**Water:** A cold water supply with water pressure between 35 and 120 psi (241 and 827 kPa) is required to operate the water dispenser and ice maker. If you have questions about your water pressure, call a licensed, qualified plumber.

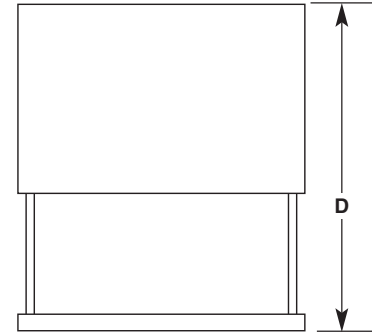
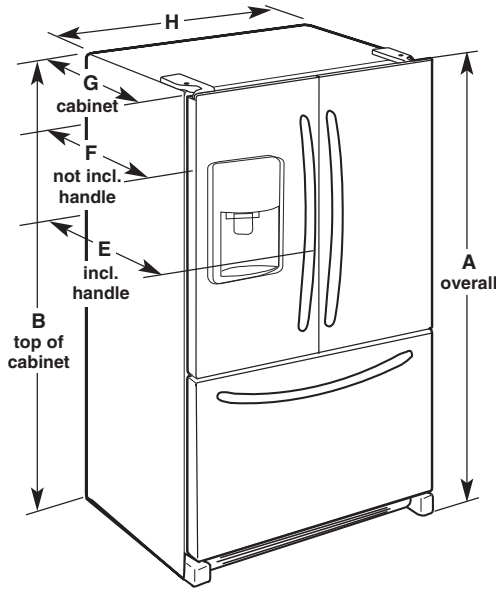
**NOTE:** If the water pressure is less than what is required, the flow of water from the water dispenser could decrease or ice cubes could be hollow or irregular shaped.

**Reverse Osmosis Water Supply:**

**IMPORTANT:** The pressure of the water supply coming out of a reverse osmosis system going to the water inlet valve of the refrigerator needs to be between 35 and 120 psi (241 and 827 kPa).

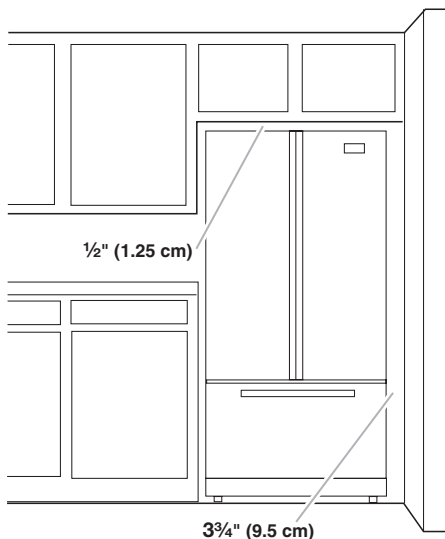
If a reverse osmosis water filtration system is connected to your cold water supply, the water pressure to the reverse osmosis system needs to be a minimum of 40 to 60 psi (276 to 414 kPa).

## PRODUCT DIMENSIONS



Model Size	Height - Overall "A"	Height - Top of Cabinet "B"	Depth - Door Open 90° "C"	Depth - Drawer Open "D"	Depth - With Handles "E"	Depth - Without Handles "F"	Depth - Cabinet Only "G"	Width - Cabinet "H"
24.7 cu. ft	70 1/4" (178.4 cm)	68 5/8" (174.3 cm)	48" (121.9 cm)	54" (137.2 cm)	35 1/4" (89.5 cm)	32 1/8" (83.5 cm)	29" (73.7 cm)	35 5/8" (90.5 cm)

## LOCATION REQUIREMENTS



**IMPORTANT:** This refrigerator is designed for indoor, household use only.

To ensure proper ventilation for your refrigerator, allow for a 1/2" (1.25 cm) of space on each side and at the top. Allow for a 1" (2.54 cm) space behind the refrigerator. If your refrigerator has an ice maker, allow extra space at the back for the water line connections. When installing your refrigerator next to a fixed wall, leave a 3/4" (9.5 cm) minimum space between the refrigerator and wall to allow the door to swing open.

**NOTE:** This refrigerator is intended for use in a location where the temperature ranges from a minimum of 55°F (13°C) to a maximum of 110°F (43°C). The preferred room temperature range for optimum performance, which reduces electricity usage and provides superior cooling, is between 60°F (15°C) and 90°F (32°C). It is recommended that you do not install the refrigerator near a heat source, such as an oven or radiator.