

# NZ36K7880US

## 36" Induction Cooktop

### Features

- Power Boost
- Wi-Fi Connectivity
- Bluetooth Connected to Hood
- 15 Power Levels plus Booster
- Simmer
- Melt Setting
- 5 Induction Elements – Including 4800W Dual Element – 7"/11"
- 10.8 kW Power
- 2-Stage Residual Heat Indicator

### Convenience

- Kitchen Timer
- Child Safety Lock
- Safety Shutoff
- Direct Access
- Quick Stop/Start/Pause Controls
- Demo Mode



Flex Zone



Magnetic Knob

### Available Colors



Stainless Steel (shown)



Black Stainless Steel

### Signature Features

#### VIRTUAL FLAME™ TECHNOLOGY

- LED Surface lights shine onto pans to give the visual of gas cooking, with the precision of induction.

#### FLEX ZONE

- Large cooking area designed to adapt to different pot shapes and sizes for optimal flexibility.

#### DIGITAL-ANALOG CONTROLS

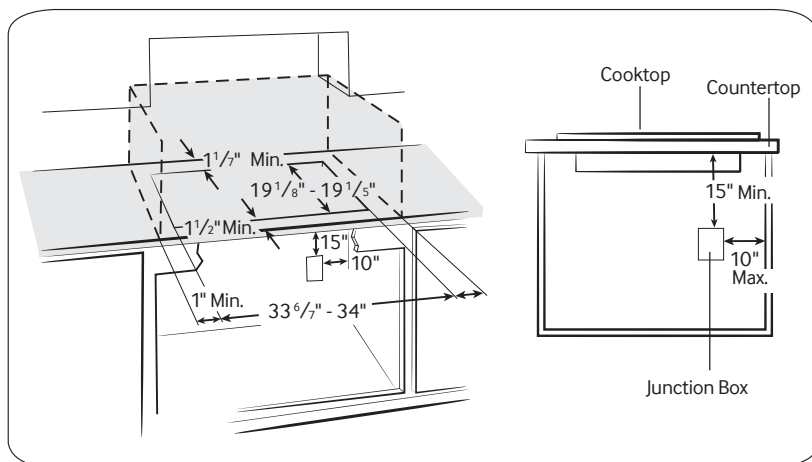
- The ultimate interface, choose between a removable magnetic analog-knob or digital touch controls.

# NZ36K7880US

## 36" Induction Cooktop

### Installing Your Cooktop

Can be installed over a single oven.



### Total Power

10.8 kW

### Power Source

240V / 60 Hz / 45A

### Induction Cooktop

- Left Front: Flex Zone 1800W (Boost 2600W)
- Left Rear: Flex Zone 1800W (Boost 2600W)
- Right Front: 8" (Virtual Flame™) 2200W (Boost 3200W)
- Right Rear: 6" (Virtual Flame™) 1400W (Boost 1800W)
- Center: 7/11" (Virtual Flame™) 3600W (Boost 4800W)
- Flex Zone: 7 11/16" x 15 3/4"

### Warranty

One (1) Year All Parts and Labor

Five (5) Years Parts Warranty for Glass Cooktop

### Product Dimensions & Weight (WxHxD)

Outside (Max) Cooktop Dimensions:

36" x 4" x 21 1/4"

Cooktop Cut-Out Dimensions:

33 6/7" x 4" x 19 1/8"

Weight: 58.8 lbs.

### Shipping Dimensions & Weight (WxHxD)

Dimensions:

40 1/6" x 7 5/16" x 25"

Weight: 69.9 lbs.

### Color

Stainless Steel

Black Stainless Steel

### Model #

NZ36K7880US

NZ36K7880UG

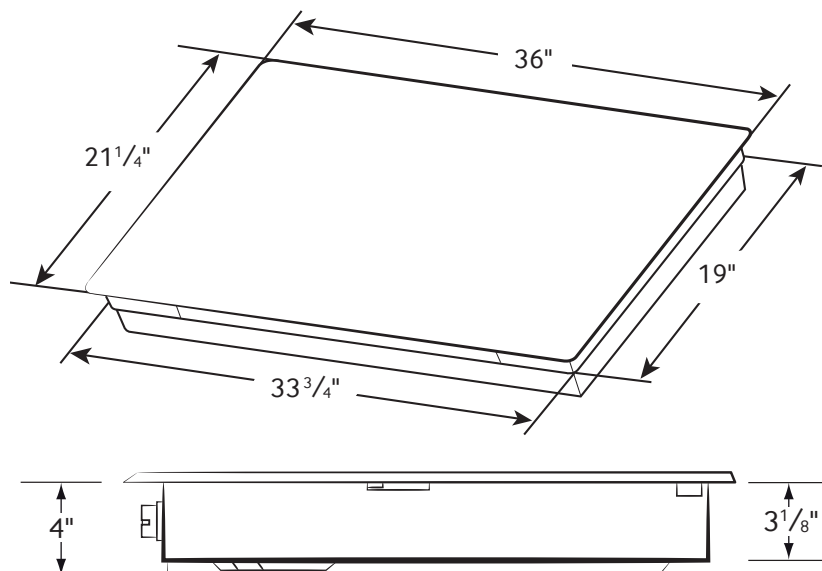
### UPC Code

887276183367

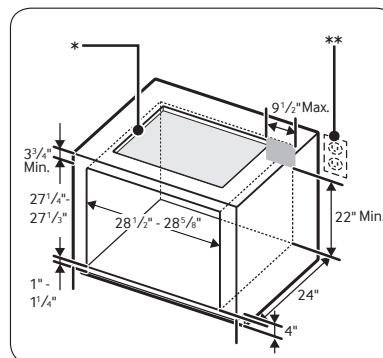
887276183350

## Dimensions

Cooktop Dimensions



Cut-Out Dimensions of Countertop



\* See built-in oven installation for complete installation instructions. See label on top of approved built-in oven models.

\*\* Refer to installation manual of oven.

**SAMSUNG**

Actual color may vary. Design, specifications, and color availability are subject to change without notice. Non-metric weights and measurements are approximate.

©2017 Samsung Electronics America, Inc. 85 Challenger Road, Ridgefield Park, NJ 07660. Tel: 800-SAMSUNG. samsung.com. Samsung is a registered trademark of Samsung Electronics Co., Ltd.