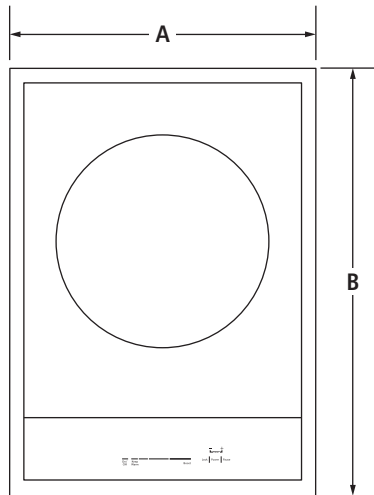


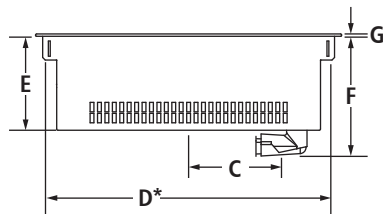
15" MODULAR INDUCTION WOK

JIE4115GS – 15" x 5 $\frac{7}{8}$ " x 21"

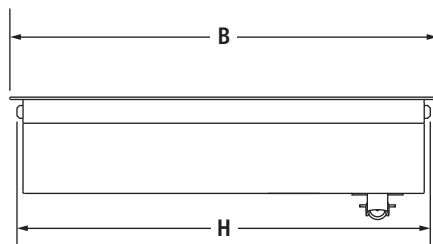
PRODUCT DIMENSIONS



TOP VIEW



FRONT VIEW



SIDE VIEW

| MODEL # | | JIE4115GS | |
|-----------|--|-------------------|------|
| | | in | cm |
| A | Overall width | 15 | 38.1 |
| B | Overall depth | 21 | 53.3 |
| C | Center of cooktop to center of electrical conduit | 5 $\frac{15}{32}$ | 13.9 |
| D* | Width of cooktop base | 14 $\frac{1}{4}$ | 36.2 |
| E | Height of cooktop base | 4 $\frac{19}{32}$ | 11.7 |
| F | Height from electrical conduit to underside of cooktop | 5 $\frac{7}{8}$ | 14.9 |
| G | Thickness of cooktop surface | $\frac{1}{8}$ | 0.3 |
| H | Depth of cooktop base | 20 $\frac{5}{16}$ | 51.6 |

*Measured from tab to tab. Tabs should not be bent during installation.

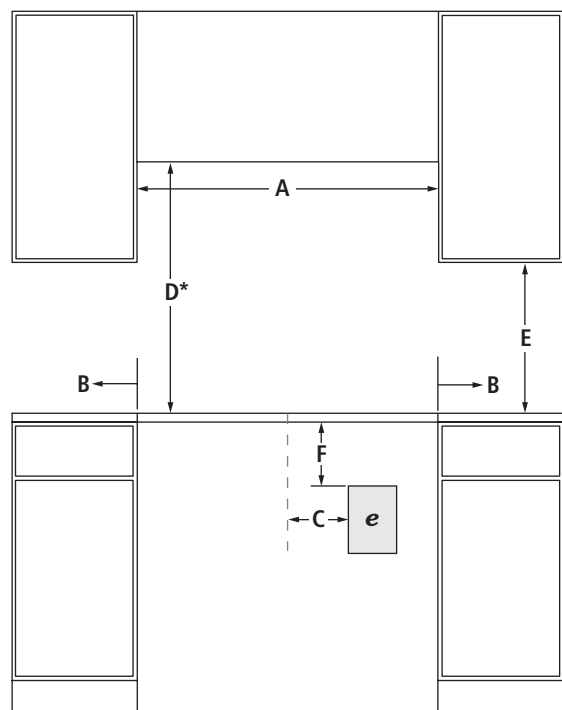
IMPORTANT: Dimensional specifications are provided for planning purposes only.Do not make any cutouts based on this information. Refer to the Installation Guide *before* selecting cabinetry, verifying electrical/gas connections, making cutouts or beginning installation.

All Jenn-Air® appliances are appropriately UL, CUL or CSA approved.

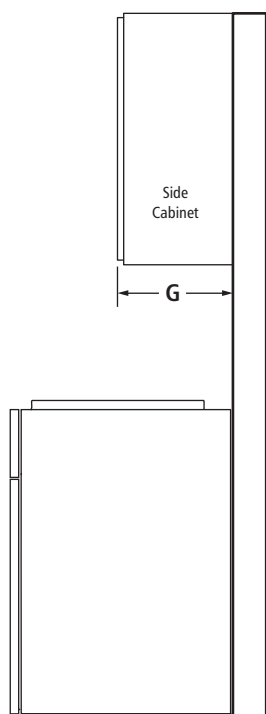
15" MODULAR INDUCTION WOK

JIE4115GS – 15" x 5 $\frac{7}{8}$ " x 21"

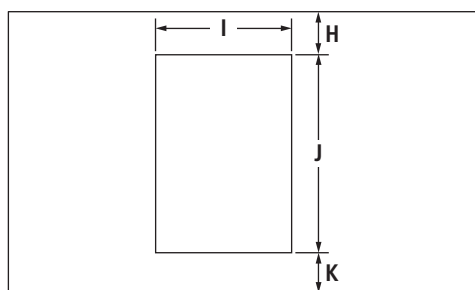
OPENING/CLEARANCE DIMENSIONS



FRONT VIEW



SIDE VIEW



TOP VIEW

| MODEL # | | JIE4115GS | |
|---------|--|-------------------|------|
| | | in | cm |
| A | Width of combustible area above cooking surface (min.) | 15 | 38.1 |
| B | Width from cooktop to fixed wall or other combustible material (min.) | 6 | 15.2 |
| C | Width from center line of cutout to junction box | 9 | 23.0 |
| D* | Height to bottom of uncovered wood or metal cabinet above cooking surface (min.) | 30 | 76.2 |
| E | Height to bottom of uncovered wood or metal cabinet (min.) | 18 | 45.7 |
| F | Height to top edge of junction box | 12 | 30.5 |
| G | Depth of upper cabinet | 13 | 33.0 |
| H | Depth from cutout to wall (min.) | 2 $\frac{5}{16}$ | 5.9 |
| I | Width of cutout (recommended) | 14 $\frac{3}{8}$ | 36.5 |
| J | Depth of cutout (recommended) | 20 $\frac{7}{16}$ | 51.9 |
| K | Depth from cutout to front of countertop | 2 $\frac{5}{16}$ | 5.9 |
| e | Recommended electrical access location | | |

*Dimension can be reduced by 6" (15.2 cm) when bottom of wood or metal cabinet is covered by not less than $\frac{1}{4}$ " (0.6 cm) flame retardant millboard covered with not less than No. 28 MSG sheet metal, 0.015" (0.4 mm) stainless steel, 0.024" (0.6 mm) aluminum or 0.020" (0.5 mm) copper. If installing a hood or microwave hood combination above the cooktop, follow the hood or microwave hood combination instructions for dimensional clearances above the cooking surface.

ELECTRICAL REQUIREMENTS

A 240 Volt, 60 Hz, AC only 20-amp fused, grounded electrical circuit is required. A time-delayed fuse or dedicated circuit is recommended. Electrical connection should not be on a GFI circuit.

LOCATION REQUIREMENTS

- Allow 2" (5.1 cm) minimum clearance from bottom of cooktop base to any obstruction below it.
- To ensure cooktop base clearance, cabinet side walls need to be wider than the cutout.
- If cabinet has a drawer, allow a 5 $\frac{1}{2}$ " (14.0 cm) minimum clearance between countertop and top of drawer.

IMPORTANT: Dimensional specifications are provided for planning purposes only.

Do not make any cutouts based on this information. Refer to the Installation Guide *before* selecting cabinetry, verifying electrical/gas connections, making cutouts or beginning installation. All Jenn-Air® appliances are appropriately UL, CUL or CSA approved.