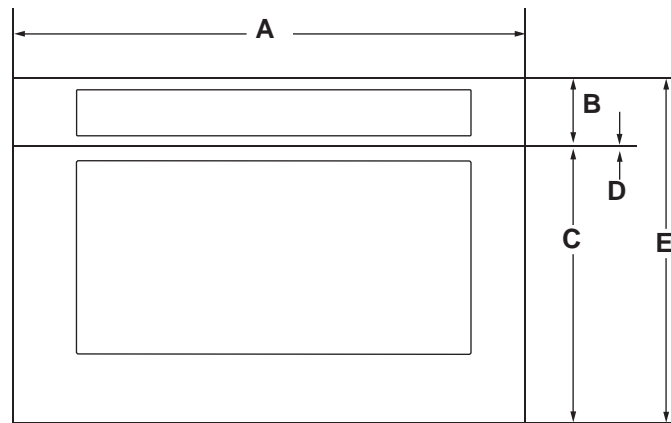


# JENNAIR® DIMENSIONS

## MICROWAVE DRAWERS

### PRODUCT

|                                   | 24" STAINLESS STEEL<br>JMDFS24GS | 24" NOIR™<br>JMDFS24HM | 30" RISE™<br>JMDFS30HL | 30" NOIR™<br>JMDFS30HM |
|-----------------------------------|----------------------------------|------------------------|------------------------|------------------------|
| Overall Width (A)                 | 23-7/8" (60.6 cm)                | 23-7/8" (60.6 cm)      | 29-15/16" (76 cm)      | 29-15/16" (76 cm)      |
| Control Panel Height (B)          | 3" (7.6 cm)                      | 3" (7.6 cm)            | 3" (7.6 cm)            | 3" (7.6 cm)            |
| Drawer Height (C)                 | 12-3/4" (32.4 cm)                | 12-11/16" (32.3 cm)    | 12-3/4" (32.4 cm)      | 12-11/16" (32.3 cm)    |
| Control Panel to Drawer Space (D) | 1/4" (0.6 cm)                    | 1/4" (0.6 cm)          | 1/4" (0.6 cm)          | 1/4" (0.6 cm)          |
| Overall Height (E)                | 16" (40.6 cm)                    | 16" (40.6 cm)          | 16" (40.6 cm)          | 16" (40.6 cm)          |



FRONT VIEW

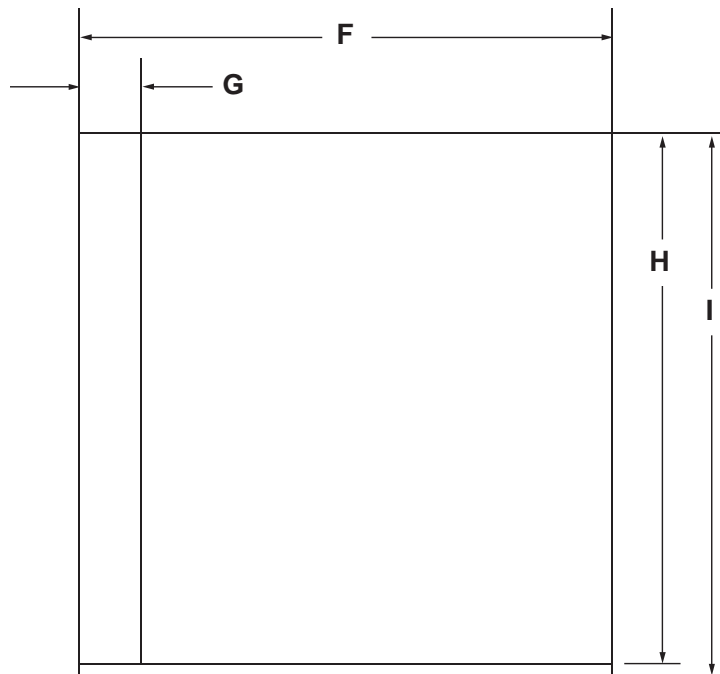


**IMPORTANT:** Dimensional specifications are provided for planning purposes only. Do not make any cutouts based on this information. Refer to the Installation Guide before selecting cabinetry, verifying electrical/gas connections, making cutouts or beginning installation. All JennAir® appliances are appropriately UL, CUL or CSA approved.

# JENNAIR® DIMENSIONS

## MICROWAVE DRAWERS PRODUCT

|                                  | <b>24" STAINLESS STEEL</b><br>JMDFS24GS | <b>24" NOIR™</b><br>JMDFS24HM | <b>30" RISE™</b><br>JMDFS30HL | <b>30" NOIR™</b><br>JMDFS30HM |
|----------------------------------|-----------------------------------------|-------------------------------|-------------------------------|-------------------------------|
| <b>Recessed Width (F)</b>        | 21-5/8" (54.9 cm)                       | 21-5/8" (54.9 cm)             | 21-5/8" (54.9 cm)             | 21-5/8" (54.9 cm)             |
| <b>Conduit Channel Width (G)</b> | 4-11/16" (11.9 cm)                      | 4-11/16" (11.9 cm)            | 4-11/16" (11.9 cm)            | 4-11/16" (11.9 cm)            |
| <b>Depth without Drawer (H)</b>  | 21-7/8" (55.6 cm)                       | 21-7/8" (55.6 cm)             | 21-7/8" (55.6 cm)             | 21-7/8" (55.6 cm)             |
| <b>Depth with Drawer (I)</b>     | 23-1/2" (59.7 cm)                       | 23-11/16" (60.1cm)            | 23-9/16" (58.9 cm)            | 23-11/16" (60.1cm)            |

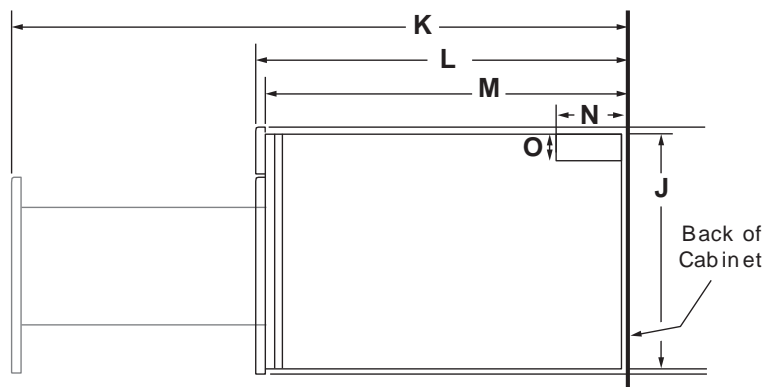


TOP VIEW

# JENNAIR® DIMENSIONS

## MICROWAVE DRAWERS PRODUCT

|                                                            | <b>24" STAINLESS STEEL</b><br>JMDFS24GS | <b>24" NOIR™</b><br>JMDFS24HM | <b>30" RISE™</b><br>JMDFS30HL | <b>30" NOIR™</b><br>JMDFS30HM |
|------------------------------------------------------------|-----------------------------------------|-------------------------------|-------------------------------|-------------------------------|
| <b>Recessed Height (J)</b>                                 | 14-5/8" (37.1 cm)                       | 14-5/8" (37.1 cm)             | 14-5/8" (37.1 cm)             | 14-5/8" (37.1 cm)             |
| <b>Drawer Open Depth (K)<br/>(Flush Receptacle)</b>        | 38-5/16" (97.3 cm)                      | 38-1/2" (97.8 cm)             | 38-3/8" (97.4 cm)             | 38-1/2" (97.8 cm)             |
| <b>Drawer Open Depth (K)<br/>(Non-flush Receptacle)</b>    | 42-13/16" (108.7 cm)                    | 43" (109.2 cm)                | 42-13/16" (108.8 cm)          | 43" (109.2 cm)                |
| <b>Depth with Drawer (L)<br/>(Flush Receptacle)</b>        | 23-5/16" (59.2 cm)                      | 23-1/2" (59.7 cm)             | 23-3/8" (59.3 cm)             | 23-1/2" (59.7 cm)             |
| <b>Depth with Drawer (L)<br/>(Non-flush Receptacle)</b>    | 27-13/16" (70.6 cm)                     | 28" (71.1 cm)                 | 27-13/16" (70.7 cm)           | 28" (71.1 cm)                 |
| <b>Depth without Drawer (M)<br/>(Flush Receptacle)</b>     | 21-7/8" (55.6 cm)                       | 21-7/8" (55.6 cm)             | 21-7/8" (55.6 cm)             | 21-7/8" (55.6 cm)             |
| <b>Depth without Drawer (M)<br/>(Non-flush Receptacle)</b> | 26-3/8" (67 cm)                         | 26-3/8" (67 cm)               | 26-3/8" (67 cm)               | 26-3/8" (67 cm)               |
| <b>Conduit Channel Length (N)</b>                          | 4" (10.2 cm)                            | 4" (10.2 cm)                  | 4" (10.2 cm)                  | 4" (10.2 cm)                  |
| <b>Conduit Channel Height (O)</b>                          | 1-3/4" (4.4 cm)                         | 1-3/4" (4.4 cm)               | 1-3/4" (4.4 cm)               | 1-3/4" (4.4 cm)               |



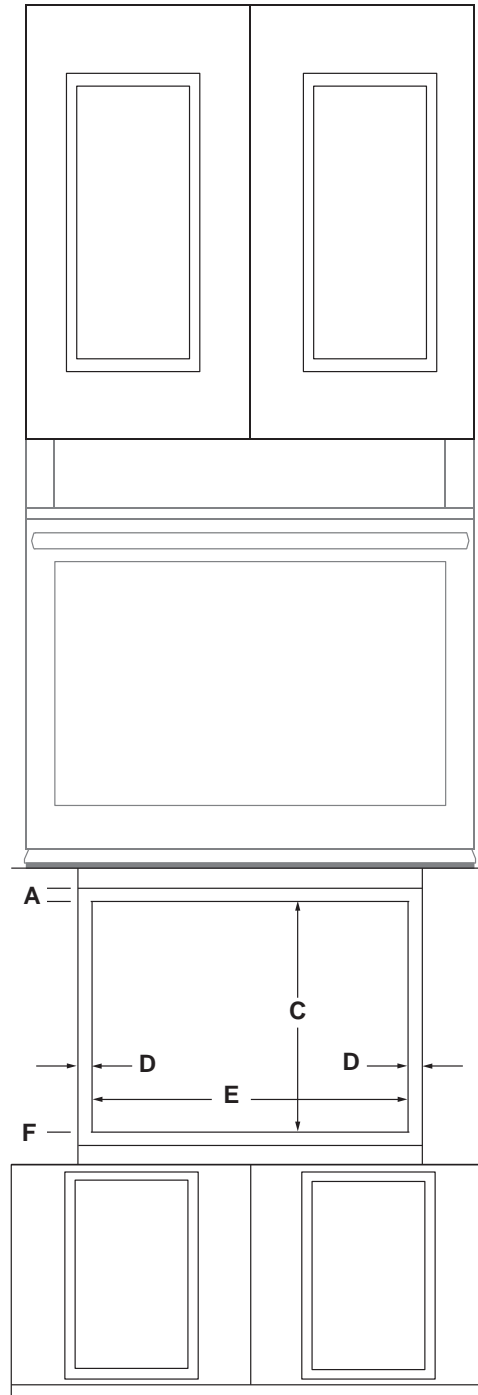
**SIDE VIEW**

# JENNAIR® DIMENSIONS

## MICROWAVE DRAWERS

### STANDARD OPENING AND CLEARANCE

|                                             | 24" STAINLESS STEEL<br>JMDFS24GS | 24" NOIR™<br>JMDFS24HM |
|---------------------------------------------|----------------------------------|------------------------|
| Top Overlap Allowance (A)                   | 9/16" (14 cm)                    | 9/16" (14 cm)          |
| Cutout Top to Oven or Countertop Bottom (B) | 2" (5.1cm) min.                  | 2" (5.1cm) min.        |
| Cutout Height (C)                           | 15-9/16" (39.5 cm)               | 15-9/16" (39.5 cm)     |
| Side Overlap Allowance (D)                  | 7/8" (2.2 cm)                    | 7/8" (2.2 cm)          |
| Cutout Width (E)                            | 22-1/8" (56.2 cm)                | 22-1/8" (56.2 cm)      |
| Bottom Overlap Allowance (F)                | 3/4" (1.9 cm)                    | 3/4" (1.9 cm)          |
| Cabinet Bottom to Cabinet Door Top (G)      | 2" (5.1 cm) min.                 | 2" (5.1 cm) min.       |



FRONT VIEW

**LOCATION REQUIREMENTS CHECKLIST**

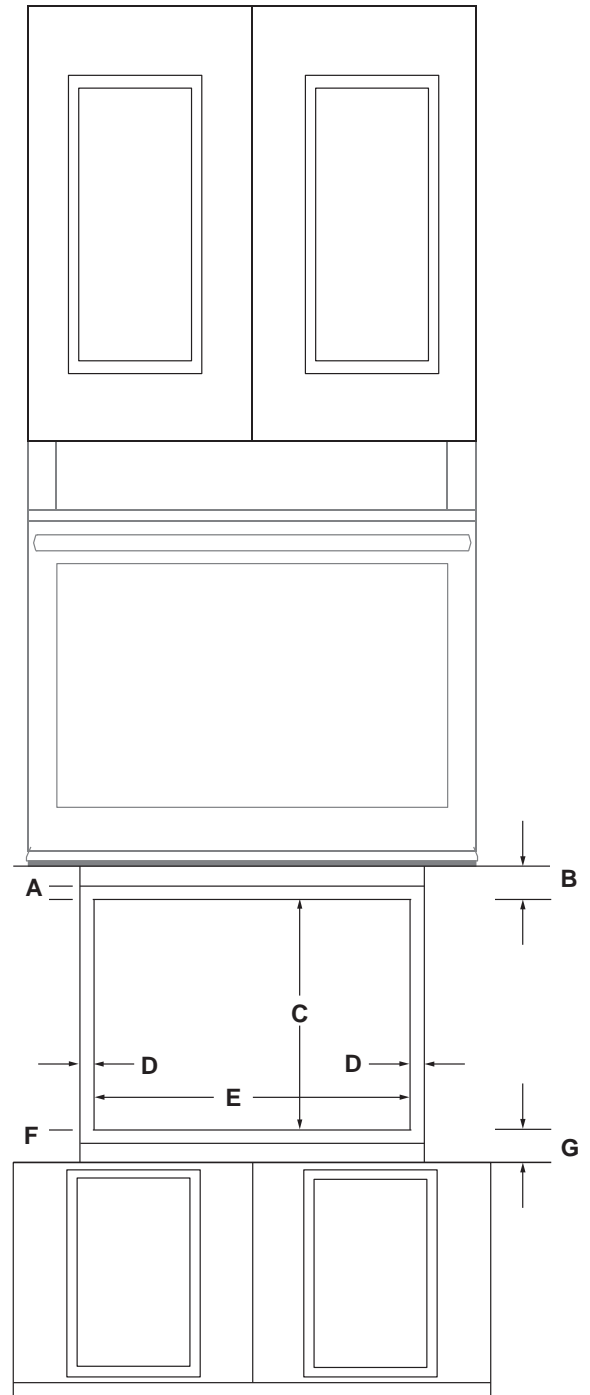
- Support structure must be able to support 100 lb. (45.4 kg), including microwave oven and contents.

# JENNAIR® DIMENSIONS

## MICROWAVE DRAWERS

### STANDARD OPENING AND CLEARANCE

|                                                    | <b>30" RISE™</b><br>JMDFS30HL   | <b>30" NOIR™</b><br>JMDFS30HM   |
|----------------------------------------------------|---------------------------------|---------------------------------|
| <b>Top Overlap Allowance (A)</b>                   | 9/16" (1.4 cm)                  | 9/16" (1.4 cm)                  |
| <b>Cutout Top to Oven or Countertop Bottom (B)</b> | 2" (5.1cm) m in.                | 2" (5.1cm) m in.                |
| <b>Cutout Height (C)</b>                           | 15-9/16"<br>(39.5 cm)           | 15-9/16"<br>(39.5 cm)           |
| <b>Side Overlap Allowance (D)</b>                  | 1 1/16" (1.8 cm)                | 1 1/16" (1.8 cm)                |
| <b>Cutout Width (E)</b>                            | 22-1/8"–28-3/8"<br>(56.2–72 cm) | 22-1/8"–28-3/8"<br>(56.2–72 cm) |
| <b>Bottom Overlap Allowance (F)</b>                | 3/4" (1.9 cm)<br>m in.          | 3/4" (1.9 cm)<br>m in.          |
| <b>Cabinet Bottom to Cabinet Door Top (G)</b>      | 2" (5.1cm) m in.                | 2" (5.1cm) m in.                |



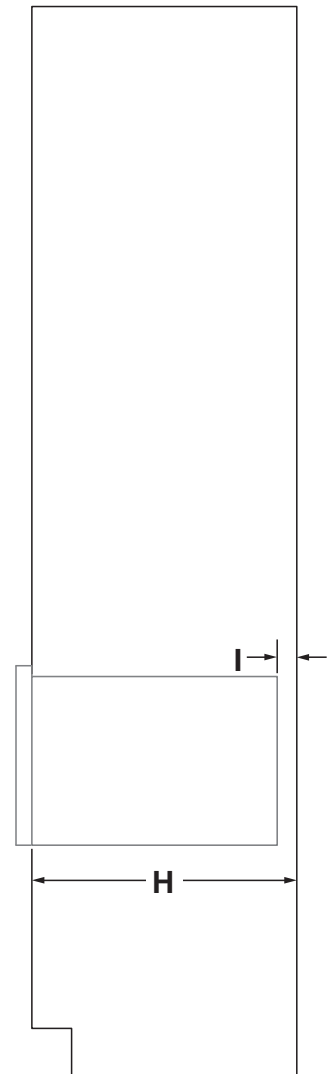
FRONT VIEW

# JENNAIR® DIMENSIONS

## MICROWAVE DRAWERS

### STANDARD OPENING AND CLEARANCE

|                                                   | <b>24" STAINLESS STEEL</b><br>JMDFS24GS | <b>24" NOIR™</b><br>JMDFS24HM | <b>30" RISE™</b><br>JMDFS30HL | <b>30" NOIR™</b><br>JMDFS30HM |
|---------------------------------------------------|-----------------------------------------|-------------------------------|-------------------------------|-------------------------------|
| <b>Cutout Depth (H)</b><br>(Flush Receptacle)     | 23-1/2"<br>(59.7 cm) m in.              | 23-11/16"<br>(60.2 cm) m in.  | 23-9/16"<br>(59.8 cm) m in.   | 23-11/16"<br>(60.2 cm) m in.  |
| <b>Cutout Depth (H)</b><br>(Non-flush Receptacle) | 28"<br>(71.1 cm) m in.                  | 28-3/16"<br>(71.6 cm) m in.   | 28-1/16"<br>(71.2 cm) m in.   | 28-3/16"<br>(71.6 cm) m in.   |
| <b>Microwave Back to Cabinet Back Depth (I)</b>   | 3-1/2" (8.9 cm)                         | 3-1/2" (8.9 cm)               | 3-1/2" (8.9 cm)               | 3-1/2" (8.9 cm)               |

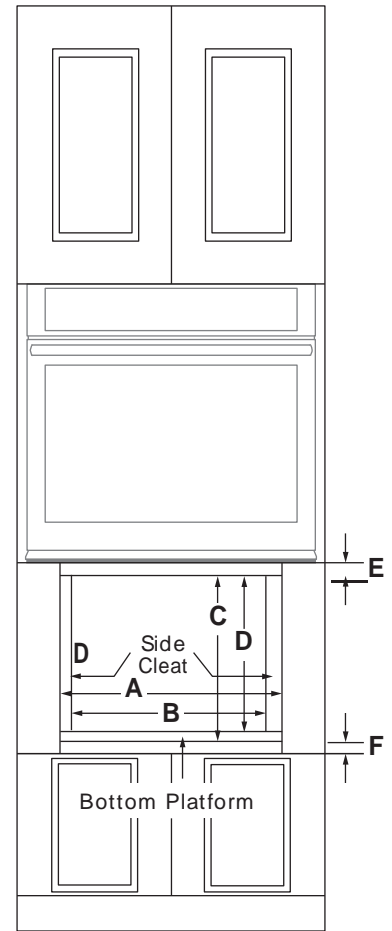


SIDE VIEW

# JENNAIR® DIMENSIONS

## MICROWAVE DRAWERS FLUSH OPENING AND CLEARANCE

|                                                    | <b>24" STAINLESS STEEL</b><br>JMDFS24GS  | <b>24" NOIR™</b><br>JMDFS24HM            |
|----------------------------------------------------|------------------------------------------|------------------------------------------|
| <b>Cutout Width (A)</b>                            | 24-3/16"-24-1/2"<br>(61.4-62.2 cm) m in. | 24-3/16"-24-1/2"<br>(61.4-62.2 cm) m in. |
| <b>Width Between Side Cleats (B)</b>               | 22-1/8" (56.2 cm)                        | 22-1/8" (56.2 cm)                        |
| <b>Cutout Height (C)</b>                           | 17" (43.2 cm)                            | 17" (43.2 cm)                            |
| <b>Platform to Top of Cutout Height (D)</b>        | 16-1/8" (41cm) m in.                     | 16-1/8" (41cm) m in.                     |
| <b>Cutout Top to Oven or Countertop Bottom (E)</b> | 2" (5.1cm)                               | 2" (5.1cm)                               |
| <b>Cabinet Bottom to Cabinet Door Top (F)</b>      | 2" (5.1cm)                               | 2" (5.1cm)                               |



FRONT VIEW

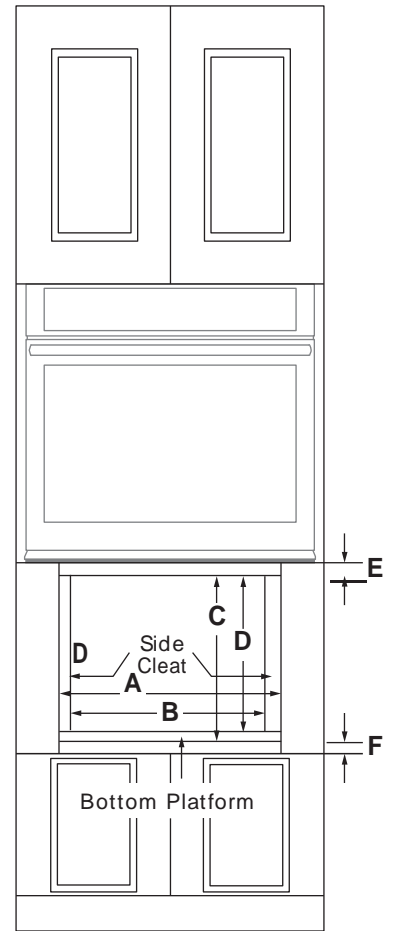
### LOCATION REQUIREMENTS CHECKLIST

- Support structure must be able to support 100 lb. (45.4 kg), including microwave oven and contents.

# JENNAIR® DIMENSIONS

## MICROWAVE DRAWERS FLUSH OPENING AND CLEARANCE

|                                                    | <b>30" RISE™</b><br>JMDFS30HL            | <b>30" NOIR™</b><br>JMDFS30HM            |
|----------------------------------------------------|------------------------------------------|------------------------------------------|
| <b>Cutout Width (A)</b>                            | 30-1/4"-30-9/16"<br>(76.8-77.6 cm) m in. | 30-1/4"-30-9/16"<br>(76.8-77.6 cm) m in. |
| <b>Width Between Side Cleats (B)</b>               | 28-7/16" (72.2 cm)                       | 28-7/16" (72.2 cm)                       |
| <b>Cutout Height (C)</b>                           | 17" (43.2 cm)                            | 17" (43.2 cm)                            |
| <b>Platform to Top of Cutout Height (D)</b>        | 16-1/8" (41cm) m in.                     | 16-1/8" (41 cm) m in.                    |
| <b>Cutout Top to Oven or Countertop Bottom (E)</b> | 2" (5.1cm)                               | 2" (5.1cm)                               |
| <b>Cabinet Bottom to Cabinet Door Top (F)</b>      | 2" (5.1cm)                               | 2" (5.1cm)                               |



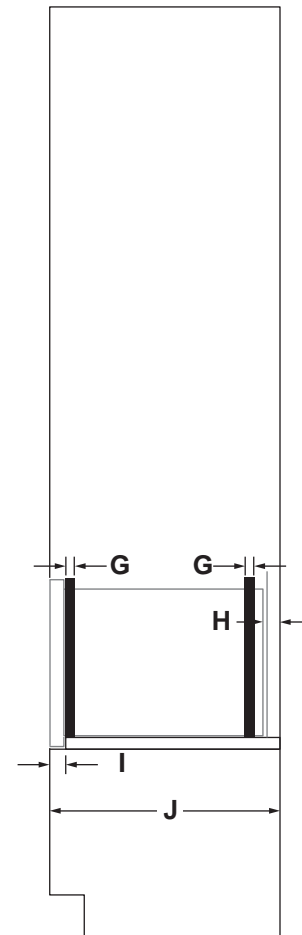
FRONT VIEW



# JENNAIR® DIMENSIONS

## MICROWAVE DRAWERS FLUSH OPENING AND CLEARANCE

|                                                    | <b>24" STAINLESS STEEL</b><br>JMDFS24GS | <b>24" NOIR™</b><br>JMDFS24HM |
|----------------------------------------------------|-----------------------------------------|-------------------------------|
| <b>Side Cleat Depth (G)</b>                        | 1-9/16" (3.9cm)                         | 1-9/16" (3.9cm)               |
| <b>Microwave Back to Cabinet Back Depth (H)</b>    | 3-1/2"<br>(8.9 cm)                      | 3-1/2"<br>(8.9 cm)            |
| <b>Cabinet Face to Front of Platform Depth (I)</b> | 1-7/8" (4.8 cm)                         | 2-1/16" (5.3 cm)              |
| <b>Cutout Depth (J)<br/>(Flush Receptacle)</b>     | 23-1/2"<br>(59.7 cm) min.               | 23-11/16"<br>(60.2 cm) min.   |
| <b>Cutout Depth (J)<br/>(Non-flush Receptacle)</b> | 28"<br>(71.1cm)                         | 28-3/16"<br>(71.6 cm)         |

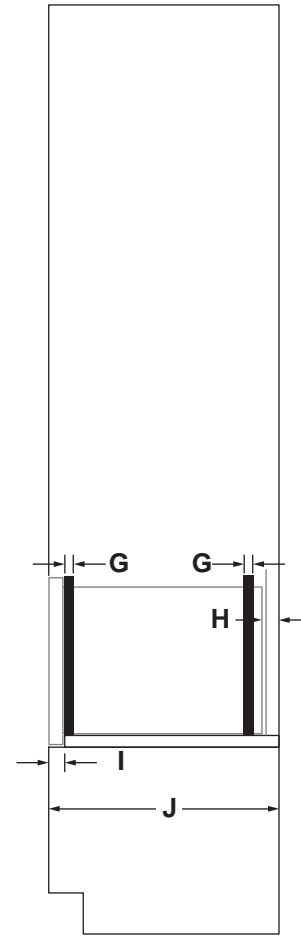


**SIDE VIEW**

# JENNAIR® DIMENSIONS

## MICROWAVE DRAWERS FLUSH OPENING AND CLEARANCE

|                                                    | <b>30" RISE™</b><br>JMDFS30HL | <b>30" NOIR™</b><br>JMDFS30HM |
|----------------------------------------------------|-------------------------------|-------------------------------|
| <b>Side Cleat Depth (G)</b>                        | 1/8" (0.39 cm)                | 1/8" (0.39 cm)                |
| <b>Microwave Back to Cabinet Back Depth (H)</b>    | 3-1/2"<br>(8.9 cm)            | 3-1/2"<br>(8.9 cm)            |
| <b>Cabinet Face to Front of Platform Depth (I)</b> | 1-15/16" (4.9 cm)             | 2-1/16" (5.3 cm)              |
| <b>Cutout Depth (J)<br/>(Flush Receptacle)</b>     | 23-9/16"<br>(59.8 cm) m in.   | 23-11/16"<br>(60.2 cm) m in.  |
| <b>Cutout Depth (J)<br/>(Non-flush Receptacle)</b> | 28-1/16"<br>(71.2 cm)         | 28-3/16"<br>(71.6 cm)         |



**SIDE VIEW**

# JENNAIR® DIMENSIONS

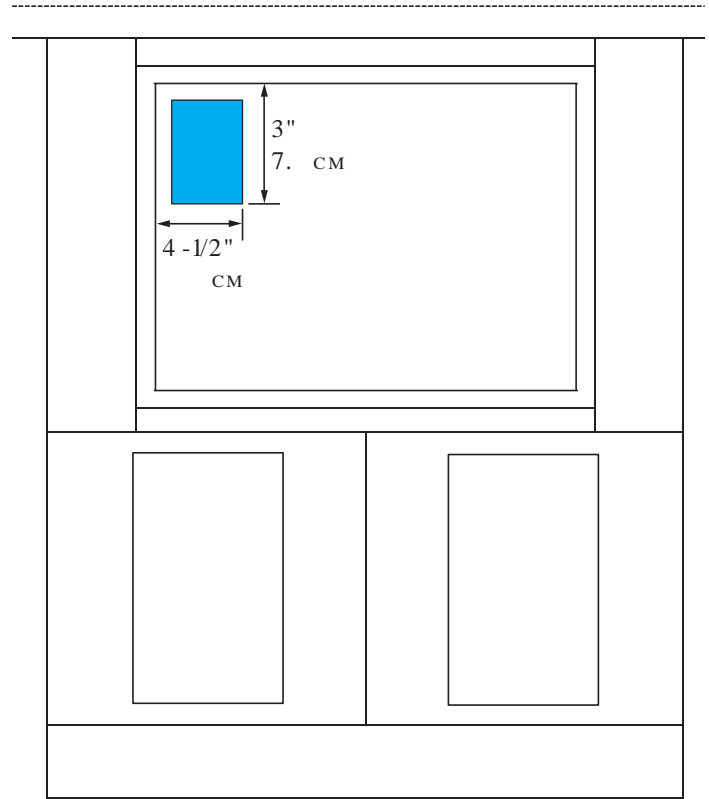
## MICROWAVE DRAWERS

### ELECTRICAL REQUIREMENTS

#### ELECTRIC REQUIREMENTS CHECKLIST

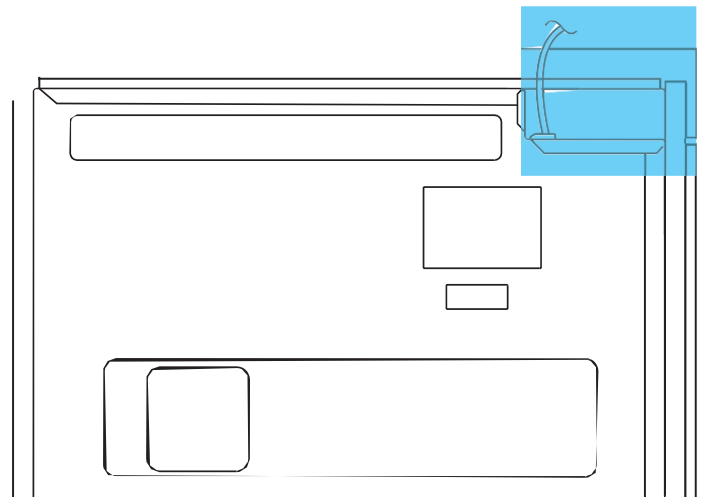
- 120 volt, 60 Hz, AC only, 15- or 20-amp fused, grounded circuit is required.
- A time-delay fuse or dedicated circuit is recommended.
- Do not use an extension cord.

#### RECOMMENDED ELECTRICAL ZONE



#### POWER SUPPLY LOCATION

FRONT VIEW



BACK VIEW



IF YOU HAVE QUESTIONS ABOUT YOUR ELECTRICAL SUPPLY, CALL A LICENSED, QUALIFIED ELECTRICIAN.