



INSTRUCTIONS D'ASSEMBLAGE
ASSEMBLY INSTRUCTIONS

MONARCH
SPECIALTIES INC.

I 2012

PATERE -
73"H / TRADITIONNELLE BOIS MASSIF CHENE

COAT RACK -
73"H / OAK WOOD TRADITIONAL STYLE

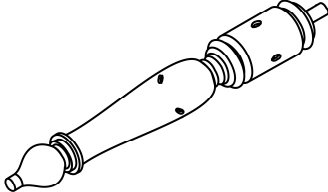
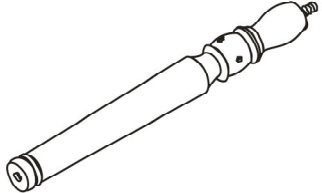
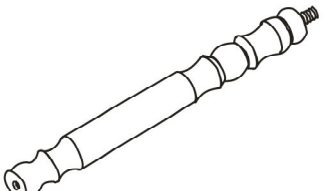




**POUR DE L'ASSISTANCE OU POUR COMMANDER
DES PIÈCES CONTACTEZ NOTRE DÉPARTEMENT
DE SERVICE À LA CLIENTÈLE.**



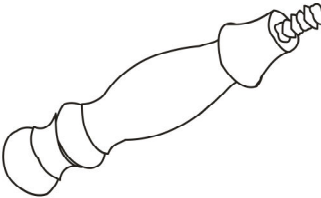
**FOR ASSISTANCE OR TO ORDER PARTS
CONTACT OUR CUSTOMER SERVICE DEPARTMENT**

WWW.MONARCHSERVICE.COM

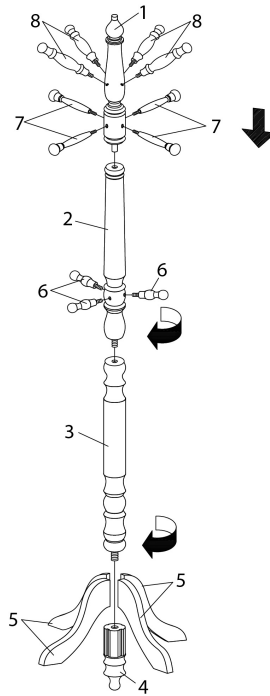
LISTE DES PIÈCES
PARTS LIST

| PIÈCE / PART # | IMAGE | DESCRIPTION | QTY / QTÉ |
|----------------|---|---|-----------|
| 1 |  | UPPER POST POTEAU SUPÉRIEUR | 1 |
| 2 |  | CENTER POST POTEAU DU CENTRE | 1 |
| 3 |  | BOTTOM POST POTEAU DU BAS | 1 |
| 4 |  | POST / LEG ATTACHMENT POTEAU / ATTACHE PATTE | 1 |
| 5 |  | LEG PATTE | 4 |

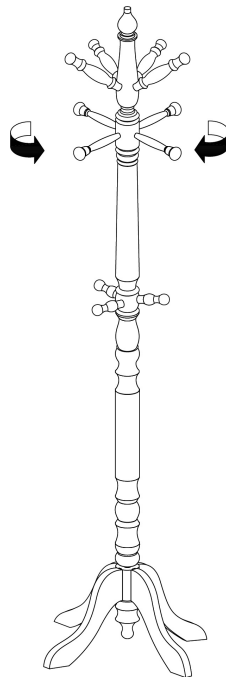
LISTE DES PIÈCES
PARTS LIST

| PIÈCE / PART # | IMAGE | DESCRIPTION | QTY / QTÉ |
|----------------|---|--|-----------|
| 6 |  | <p>HOOK (SMALL) CROCHET (PETIT)</p> | 3 |
| 7 |  | <p>HOOK (MEDIUM) CROCHET (MOYEN)</p> | 4 |
| 8 |  | <p>HOOK (LARGE) CROCHET (GRAND)</p> | 4 |

ÉTAPE / STEP 1



ÉTAPE / STEP 2



ÉTAPE / STEP 3

