


SGS305TS

30-INCH GAS COOKTOP

MASTERPIECE® STAR® BURNER SERIES



FEATURES & BENEFITS

- ★ - Patented Star® Burner's unique five-point design offers more ports and more flame distribution than a round burner
- 30" 5 burner gas cooktop provides functionality of a 36" cooktop in a compact kitchen environment
- Powerful 16,000 BTU center burner for rapid boiling and high heat searing
- Continuous grates allow pots and pans to move effortlessly across the cooktop
- Electronic re-ignition will automatically re-ignite the burner in case the flame goes out

ACCESSORIES (OPTIONAL)



SWOKRINGW
Wok Ring



SGRIDDLEW
Griddle



SLPKITW
LP Conversion Kit

GENERAL PROPERTIES

Controls	Metal Knobs
Sealed Burners	Yes
Grate Material	Cast Iron

BURNER PERFORMANCE

Total BTU Load (NG / LP)	52,000 / 45,200 BTU
Power of Front Left Burner (NG / LP)	8,000 / 6,000 BTU
Power of Back Left Burner (NG / LP)	10,000 / 9,100 BTU
Power of Center Burner (NG / LP)	16,000 / 15,000 BTU
Power of Back Right Burner (NG / LP)	8,000 / 6,000 BTU
Power of Front Right Burner (NG / LP)	10,000 / 9,100 BTU

TECHNICAL DETAILS

Watts (W)	1,800 W
Circuit Breaker (A)	15 A
Volts (V)	120 V
Frequency (Hz)	60 Hz
Plug Type	3 Prong
Power Cord Length (in)	60"
Energy Source	Gas
Convertible To LP (Kit Required)	Yes

DIMENSIONS & WEIGHT

Overall Appliance Dimensions (HxWxD) (in)	5 3/8" x 31" x 21 1/4"
Required Cutout Size (HxWxD) (in)	3 13/16" x 28 15/16" x 19 1/8"
Minimum Distance From Counter Front (in)	1 1/2"
Minimum Distance From Rear Wall (in)	3"
Net Weight (lbs)	36 lbs

WARRANTY

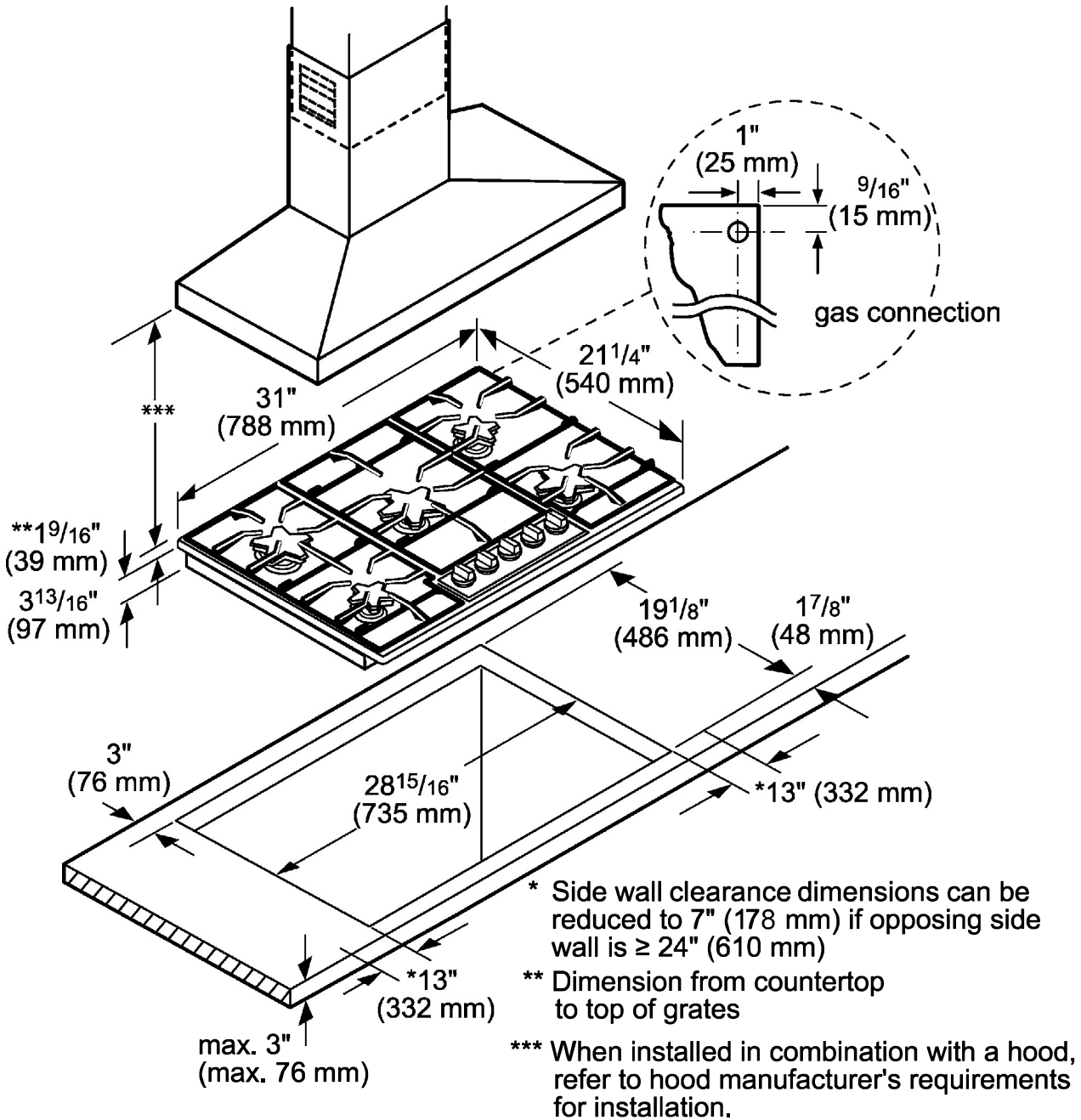
Limited Warranty, Entire Appliance, Parts and Labor	2 Year
---	--------

†To be fully ADA compliant, these units must be installed according to ADA guidelines. Please check current ADA requirements for guidance on installation.

SGS305TS
30-INCH GAS COOKTOP
 MASTERPIECE® STAR® BURNER SERIES



30-INCH COOKTOP AND CUTOUT DIMENSIONS



measurements in inches (mm)

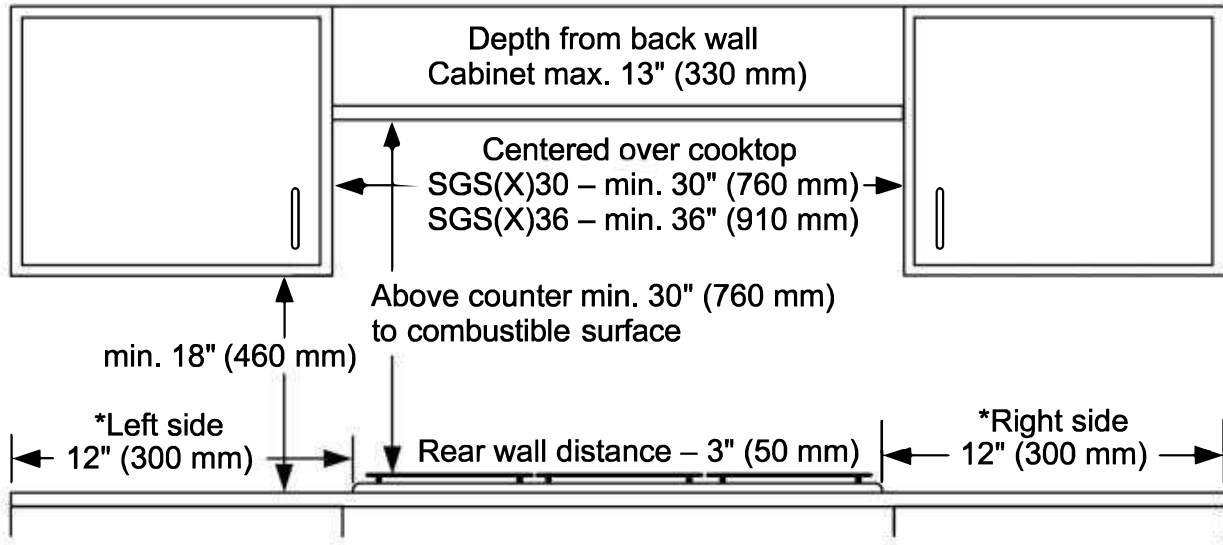
SGS305TS

30-INCH GAS COOKTOP

MASTERPIECE® STAR® BURNER SERIES



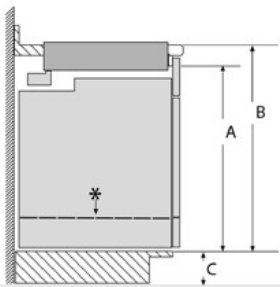
CABINET REQUIREMENTS



* Side wall clearance dimensions can be reduced to 6" (152 mm) if opposing side wall is ≥ 23" (584.2 mm)

measurements in inches (mm)

INSTALLATION ABOVE A THERMADOR WALL OVEN



Product Type	A Inches (mm)	B min. Inches (mm)	C max. Inches (mm)
Conventional Oven	28 1/4 (718)	31 1/4 (794) min.	4 3/4 (121)
Steam Oven	25 1/16 (636)	28 1/16 (713)	7 15/16 (202)
Steam Oven with 4" Storage Drawer*	28 1/4 (718)	31 1/4 (794) min.	4 3/4 (121)
Microwave / Speed Oven	19 1/4 (488)	24 (609) min.	12" (306)
Microwave / Speed Oven with Warming drawer*	28 1/4 (718)	31 1/4 (794) min.	4 3/4 (121)

When installing an oven or oven with a drawer in combination with a cooktop, a minimum distance between the cabinet floor and countertop (B) is required. Reference the table for dimensions. Refer to the oven installation guide for all other measurements.

These warranties give you specific legal rights and you may have other rights that vary from state to state. Limited warranty from date of delivery. For complete warranty details, refer to your Use & Care manual, or ask your dealer.

Specifications are for planning purposes only. Refer to installation instructions and consult your countertop supplier prior to making counter opening. Consult with a heating and ventilation engineer for your specific ventilation requirements. For the most detailed information, refer to installation instructions accompanying product or write to Thermador indicating the model number. Specifications are correct at time of printing. Thermador reserves the right to change product specifications or design without notice. Some models are certified for use in Canada. Thermador is not responsible for products that are transported from the U.S. for use in Canada.