



INSTRUCTIONS D'ASSEMBLAGE
ASSEMBLY INSTRUCTIONS

MONARCH
SPECIALTIES INC.

I 7775

BUREAU -
40"L / BLANC / METAL BLANC

COMPUTER DESK -
40"L / WHITE / WHITE METAL

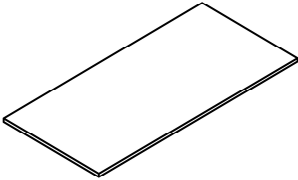
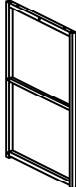
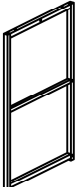




**POUR DE L'ASSISTANCE OU POUR COMMANDER
DES PIÈCES CONTACTEZ NOTRE DÉPARTEMENT
DE SERVICE À LA CLIENTÈLE.**


**FOR ASSISTANCE OR TO ORDER PARTS
CONTACT OUR CUSTOMER SERVICE DEPARTMENT**

WWW.MONARCHSERVICE.COM

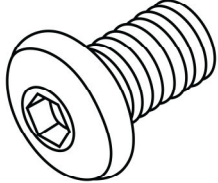
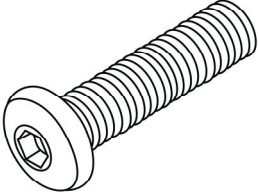
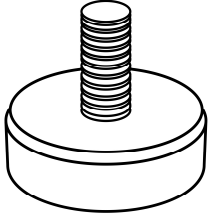
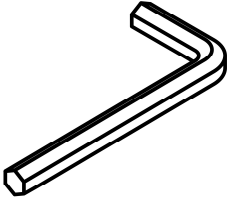
LISTE DES PIÈCES
PARTS LIST

PIÈCE / PART #	IMAGE	DESCRIPTION	QTY / QTÉ
1		<p>TABLE TOP SURFACE DE TABLE</p>	1
2		<p>FRONT FACING RIGHT LEG PATTE AVANT DROITE</p>	1
3		<p>FRONT FACING LEFT LEG PATTE AVANT GAUCHE</p>	1
4		<p>CONNECTOR CONNECTEUR</p>	2
5		<p>CONNECTOR CONNECTEUR</p>	1

LISTE DES PIÈCES
PARTS LIST

PIÈCE / PART #	IMAGE	DESCRIPTION	QTY / QTÉ
6		CONNECTOR CONNECTEUR	1

LISTE DES PIÈCES DE MONTAGE
HARDWARE LIST

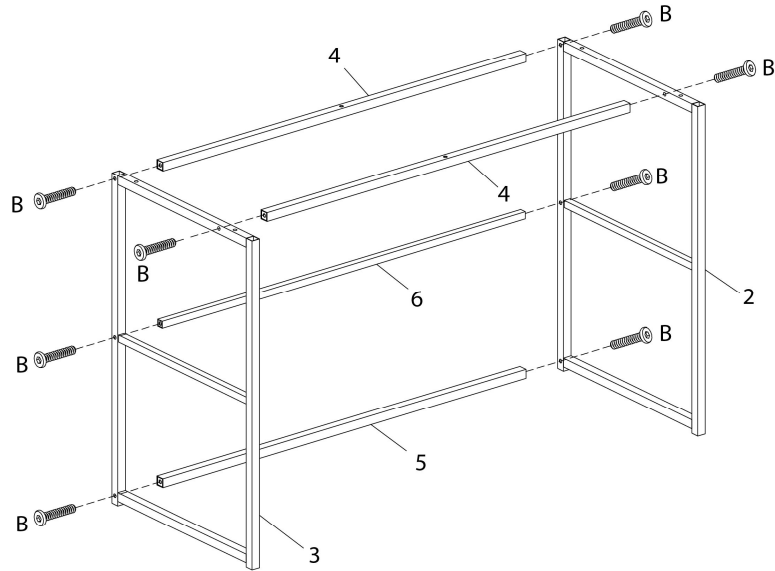
PIÈCE / PART #	IMAGE	DESCRIPTION	QTY / QTÉ
A		<p>ASSEMBLING BOLT - Ø1/4" X 1 1/8"</p> <p>BOULON D'ASSEMBLAGE - Ø1/4" X 1 1/8"</p>	6
B		<p>ASSEMBLING BOLT - Ø1/4" X 1 1/2"</p> <p>BOULON D'ASSEMBLAGE - Ø1/4" X 1 1/2"</p>	8
C		<p>ADJUSTABLE LEG</p> <p>PATTE AJUSTABLE</p>	4
D		<p>HEX KEY</p> <p>CLÉ HEXAGONALE</p>	1



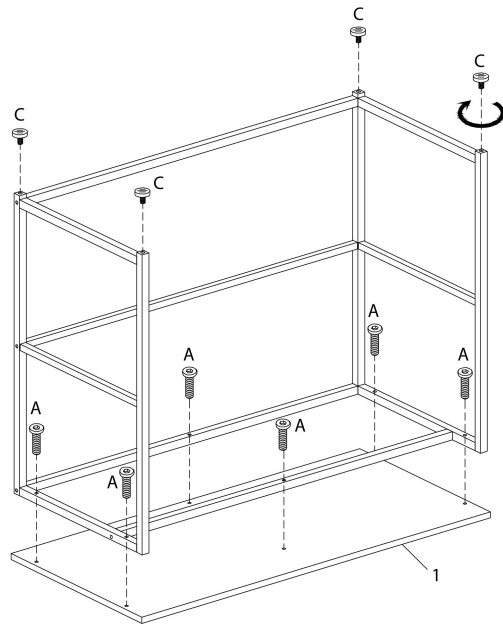
OUTIL DE VÉRIFICATION DE DIMENSIONS DES PIÈCES
HARDWARE DIMENSIONS VERIFICATION TOOL



ÉTAPE / STEP 1



ÉTAPE / STEP 2



ÉTAPE / STEP 3

