



<b>Modèle Sélectionné</b>	
Numéro de modèle	RS1884FRJK1
<b>Dimensions</b>	
Largeur (po.)	17 3/4"
Profondeur (po.)	24"
Hauteur (po.)	84"
<b>Apparence extérieure</b>	
Design de porte	Pour panneau d'armoire personnalisé
Encastrable	Oui
Installation à affleurement	Avec cabinets adjacents
Profondeur comptoir	Oui
Couleur du cabinet	Gris
Couleur de la devanture	Panneaux personnalisés
Pentures Dissimulées	Oui
<b>Modèle</b>	
Modèle	RS1884FRJK1
<b>Capacité</b>	
Capacité totale	7.8 pi.cu.
<b>Caractéristiques</b>	
Configuration	Colonne de congélation à porte simple
Système de Gestion de la température	ActiveSmart™
Ouverture de la porte	Vers la droite
Éclairage intérieur	DEL, haut et côté
Mode Sabbat	Oui
Accès à la glace	Compartment congélateur
Angle d'ouverture de porte	90° à 115°
Panneau de contrôle SmartTouch™	Intérieur, central
Machine à glace	Installée en usine
Fermeture des bac automatique	Oui
Verrouillage des commandes	Oui
Filtration d'eau	Oui
Remplacement du filtre à eau	Derrière la grille d'aération
<b>Apparence intérieure</b>	
Contours de portes intérieurs	Blancs
Intérieur	Acier Inoxydable
<b>ActiveSmart™</b>	
Compresseur	Variable
Dégivrage	Variable
Alarme de porte	Oui
Circulation d'air étagée	Oui
Plateau à recueillement d'humidité	Oui
Ventilateur de diffusion d'air	À vitesse variable
<b>Conditions électriques</b>	
Consommation énergétique	ENERGY STAR   415 kWh par année
Volts; Hertz; Amps	115V; 60Hz; 10 Amp
<b>Accessoires Inclus</b>	
Moulure de raccordement Grise	AJ-RS84LR (Grise)
<b>Accessoires (Optionnels)</b>	
Poignée en acier inoxydable carrée de série contemporaine	AHD3-RD84 AHD5RDSF (Fine en acier inox) AHD5RDSFB (Fines acier noires)
Poignée en acier inoxydable carrée de série PRO	AHV2-RD84
Poignée en acier inoxydable ronde de série contemporaine	AHS-RD84
Poignée en acier inoxydable ronde de série PRO	AHC-RD84 AHP3RDSF (inox, embout brossés)
<b>Accessoires (requis)</b>	
Panneau de finition en acier inoxydable EZKleen™	RD1884R4D
<b>Garantie</b>	
Garantie complète de 2 ans	Appareil complet; pièces et main d'oeuvre; à domicile
5 ans garantie	Système scellé (pièces seulement)

**FISHER & PAYKEL**

Colonne de congélation encastrable 18" à panneau personnalisé (int.  
inox & glace)

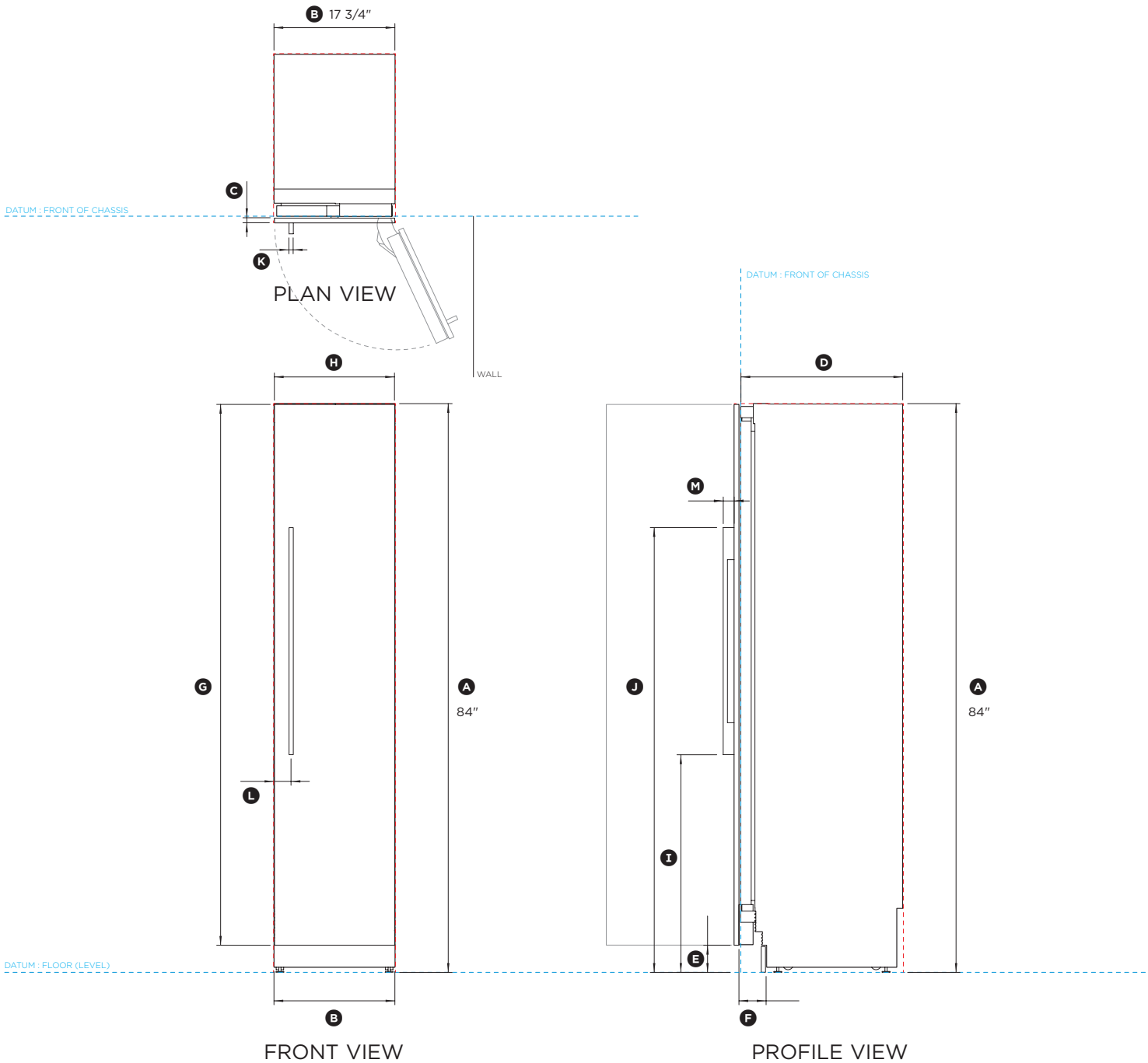
**RS1884FRJK1**

# FISHER & PAYKEL

## DATA SHEET 18" Integrated Column Freezer

Model nos:  
**RS1884FRJ1 / RS1884FRJK1**  
**with Stainless Steel Door panel RD1884R4D, Handle AHD3-RD84**  
**and Stainless Steel Toekick Panel AKRS18041**  
 NOTE: Left hand hinge model is a mirrored version of image shown.  
**RS1884FLJ1 / RS1884FLJK1**  
**with Stainless Steel Door panel RD1884L4D, Handle AHD3-RD84**  
**and Stainless Steel Toekick Panel AKRS18041**

(refer page 2 for metric measurements)



Product Dimensions	in
Ⓐ Overall height of product	84"
Ⓑ Overall width of product	17 3/4"
Ⓒ Depth of product front panels (excl. handles)	3/4"
Ⓓ Overall depth of product (excl. front door panels)	24"
Ⓔ Height from bottom datum to bottom of door	4"
Ⓕ Depth of toekick (excl. door front and toekick panels)	2 11/16" - 4"
Ⓖ Height of door panel	79 7/8"
Ⓗ Width of door panel	17 3/4"
Ⓢ Height from bottom datum to bottom of handle	32 1/8"
Ⓣ Height from bottom datum to top of handle	65 11/16"
Ⓚ Thickness of handles	5/8"
Ⓛ Distance from side of fridge to the center of handle	2 1/2"
Ⓜ Depth of handle (measured from front of door)	1 5/8"

Clearance Dimensions	in
Minimum cabinetry gap clearance from edge of door panel	1/8"
Overall height of cavity	84"
Overall width of cavity	18"
Minimum depth of cavity	25"
Minimum door clearance to adjacent wall (115° - full internal access)	11 1/2"
Minimum door clearance at 90° open, measured from front of door	20"

INDICATES CAVITY CLEARANCES -----  
 INDICATES PRODUCT DATUM - - - - -

DATE: 10.10.2018

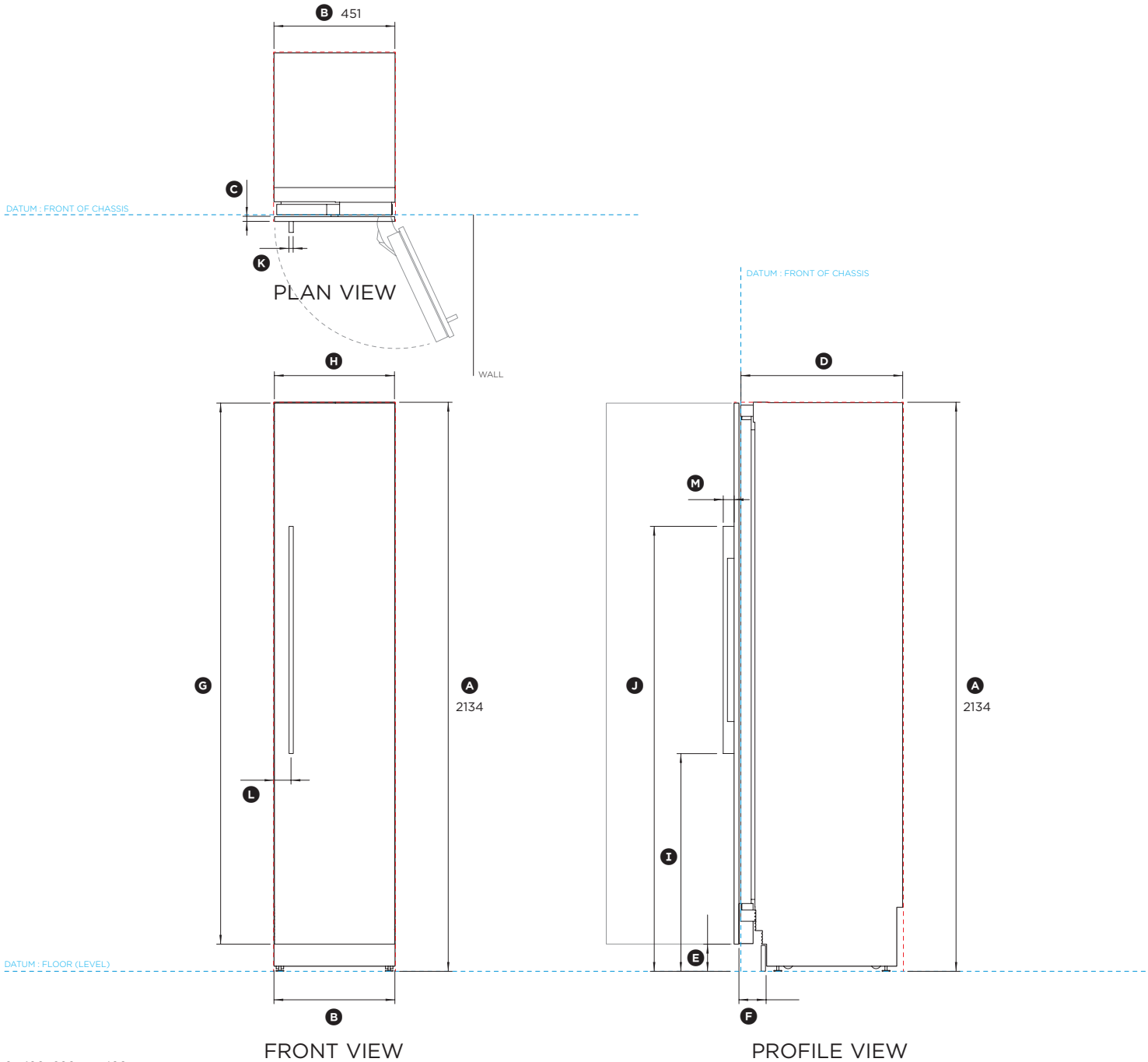
IMPORTANT NOTE: Throughout this guide, dimensions may vary by ±2mm (1/16"). Please read the installation manual for detailed information on installing the product. For full installation instructions & specifications visit fisherpaykel.com

# FISHER & PAYKEL

## DATA SHEET 18" Integrated Column Freezer

Model nos:  
**RS1884FRJ1 / RS1884FRJK1**  
**with Stainless Steel Door panel RD1884R4D, Handle AHD3-RD84**  
**and Stainless Steel Toekick Panel AKRS18041**  
 NOTE: Left hand hinge model is a mirrored version of image shown.  
**RS1884FLJ1 / RS1884FLJK1**  
**with Stainless Steel Door panel RD1884L4D, Handle AHD3-RD84**  
**and Stainless Steel Toekick Panel AKRS18041**

(refer page 1 for imperial measurements)



Product Dimensions	mm
Ⓐ Overall height of product	2134
Ⓑ Overall width of product	451
Ⓒ Depth of product front panels (excl. handles)	19
Ⓓ Overall depth of product (excl. front door panels)	610
Ⓔ Height from bottom datum to bottom of door	102
Ⓕ Depth of toekick (excl. door front and toekick panels)	68 - 101
Ⓖ Height of door panel	2029
Ⓗ Width of door panel	451
Ⓙ Height from bottom datum to bottom of handle	816
Ⓚ Height from bottom datum to top of handle	1668
Ⓛ Thickness of handles	16
Ⓜ Distance from side of fridge to the centre of handle	64
Ⓝ Depth of handle (measured from front of door)	41

Clearance Dimensions	mm
Minimum cabinetry gap clearance from edge of door panel	3
Overall height of cavity	2134
Overall width of cavity	457
Minimum depth of cavity	635
Minimum door clearance to adjacent wall (115° - full internal access)	292
Minimum door clearance at 90° open, measured from front of door	508

INDICATES CAVITY CLEARANCES -----  
 INDICATES PRODUCT DATUM - - - - -

DATE: 03.10.2018

IMPORTANT NOTE: Throughout this guide, dimensions may vary by ±2mm (1/16"). Please read the installation manual for detailed information on installing the product. For full installation instructions & specifications visit [fisherpaykel.com](http://fisherpaykel.com)

# FISHER & PAYKEL

## DATA SHEET 18" Integrated Column Freezer

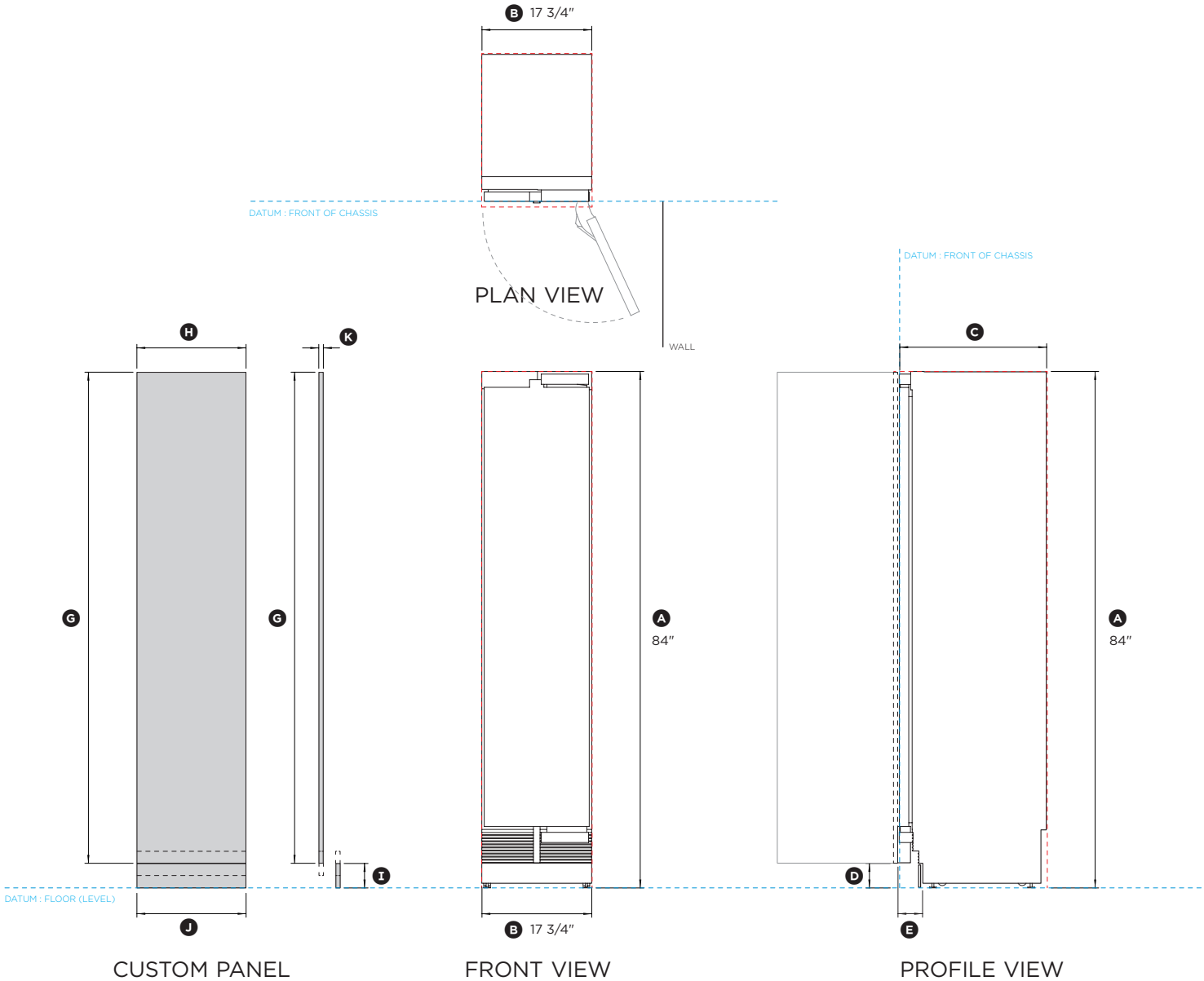
Model nos:

**RS1884FRJ1 / RS1884FRJK1**

NOTE: Left hand hinge model is a mirrored version of image shown.

**RS1884FLJ1 / RS1884FLJK1**

(refer page 2 for metric measurements)



Product Dimensions	in
Ⓐ Overall height of product	84"
Ⓑ Overall width of product	17 3/4"
Ⓒ Overall depth of product (excl. front door panels)	24"
Ⓓ Height from bottom datum to bottom of door	2" - 6"
Ⓔ Depth of toekick (excl. door front and toekick panels)	2 11/16" - 4"

Custom Panel Dimensions*	in
Ⓒ Height of door panel	77 7/8" - 81 7/8"
Ⓓ Width of door panel - single install Width of door panel - dual install	17 3/4" 17 13/16"
Ⓔ Height of custom toekick panel**	2" - 6"
Ⓕ Width of custom toekick panel	17 7/8"
Ⓖ Depth of custom panels	min 5/8" - max 1"
Maximum weight of door panel (including handle***)	44lbs

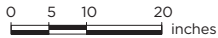
\* Custom panels to be manufactured & fitted by cabinetmaker  
 \*\* 3 15/16" tall stainless steel toekick panel available. Adjust the height of the door panel accordingly.  
 \*\*\* Door handle kit is available as an optional accessory.

Clearance Dimensions	in
Minimum cabinetry gap clearance from edge of door panel	1/8"
Overall height of cavity	84"
Overall width of cavity	18"
Minimum depth of cavity	25"
Minimum door clearance to adjacent wall (115° - full internal access)	11 1/2"
Minimum door clearance at 90° open, measured from front of door	20"

INDICATES CAVITY CLEARANCES -----  
 INDICATES PRODUCT DATUM - - - - -

DATE: 10.10.2018

IMPORTANT NOTE: Throughout this guide, dimensions may vary by ±2mm (1/16"). Please read the installation manual for detailed information on installing the product. For full installation instructions & specifications visit fisherpaykel.com



# FISHER & PAYKEL

## DATA SHEET 18" Integrated Column Freezer

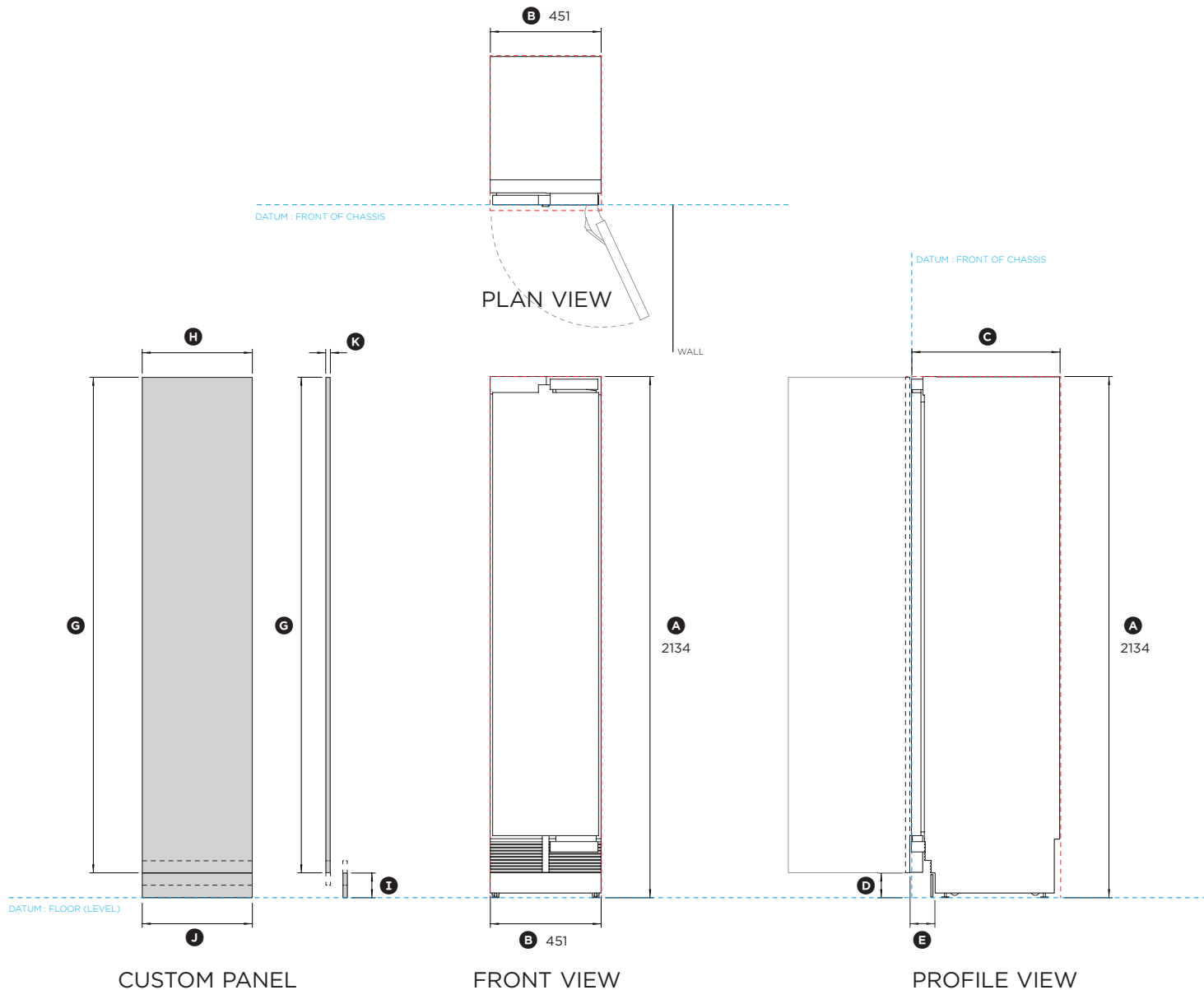
Model nos:

**RS1884FRJ1 / RS1884FRJK1**

NOTE: Left hand hinge model is a mirrored version of image shown.

**RS1884FLJ1 / RS1884FLJK1**

(refer page 1 for imperial measurements)



Product Dimensions	mm
Ⓐ Overall height of product	2134
Ⓑ Overall width of product	451
Ⓒ Overall depth of product (excl. front door panels)	610
Ⓓ Height from bottom datum to bottom of door	50 - 152
Ⓔ Depth of toekick (excl. door front and toekick panels)	68 - 101

Custom Panel Dimensions*	mm
Ⓒ Height of door panel	1978 - 2080
Ⓜ Width of door panel - single install	451
Width of door panel - dual install	452.5
Ⓘ Height of custom toekick panel**	50 - 152
Ⓛ Width of custom toekick panel	454
Ⓚ Depth of custom panels	min 16 max 25
Maximum weight of door panel (including handle***)	20kg

\* Custom panels to be manufactured & fitted by cabinetmaker

\*\* 100mm tall stainless steel toekick panel available. Adjust the height of the door panel accordingly.

\*\*\* Door handle kit is available as an optional accessory.

Clearance Dimensions	mm
Minimum cabinetry gap clearance from edge of door panel	3
Overall height of cavity	2134
Overall width of cavity	457
Minimum depth of cavity	635
Minimum door clearance to adjacent wall (115° - full internal access)	292
Minimum door clearance at 90° open, measured from front of door	508

INDICATES CAVITY CLEARANCES -----  
INDICATES PRODUCT DATUM - - - - -

DATE: 10.10.2018

IMPORTANT NOTE: Throughout this guide, dimensions may vary by ±2mm (1/16"). Please read the installation manual for detailed information on installing the product. For full installation instructions & specifications visit [fisherpaykel.com](http://fisherpaykel.com)

0 100 200 400  
millimetres

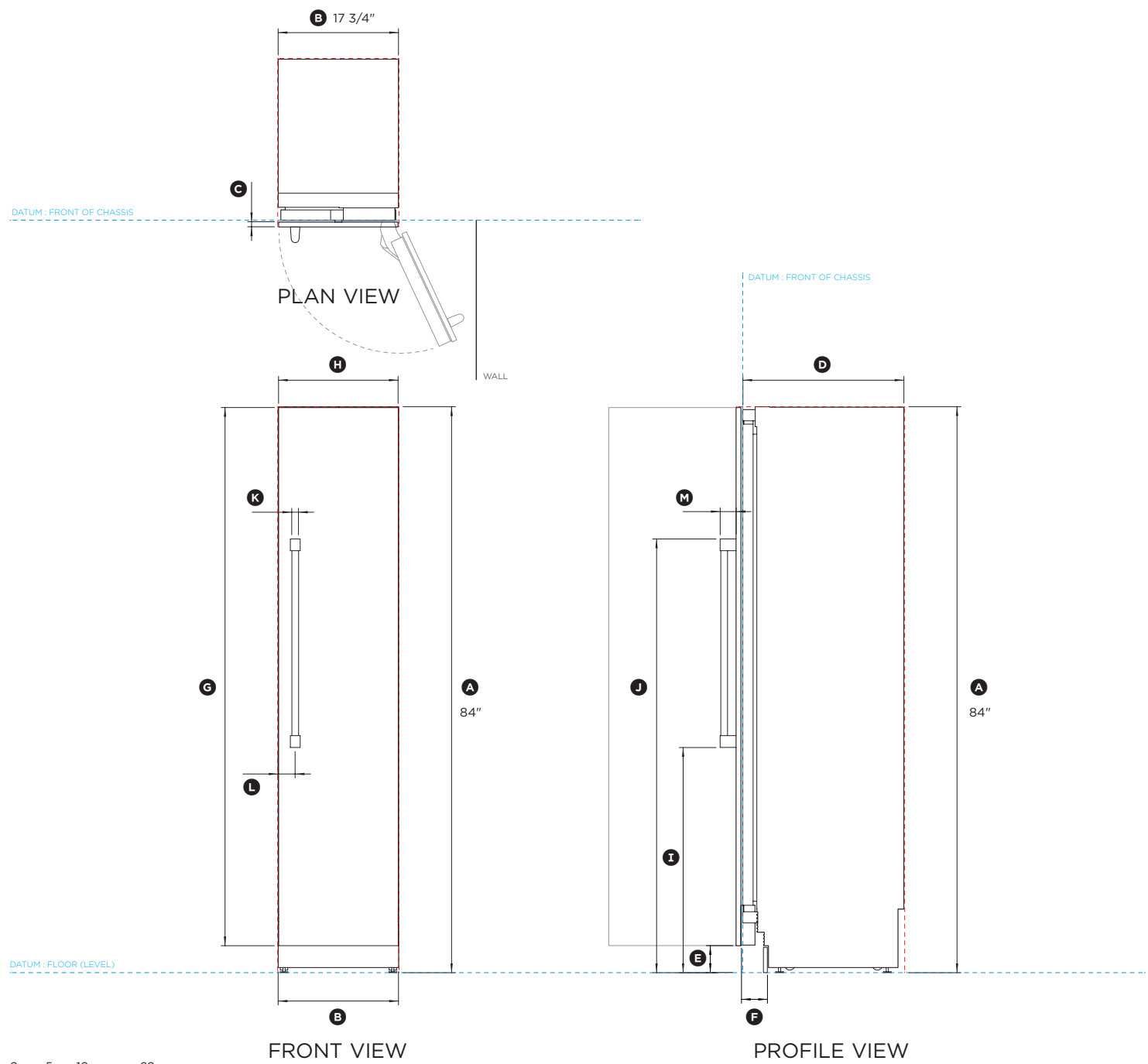
# FISHER & PAYKEL

## DATA SHEET 18" Professional Integrated Column Freezer

Model nos:

**RS1884FRJ1 / RS1884FRJK1**  
with Stainless Steel Door panel RD1884R4D, Handle AHC-RD84  
and Stainless Steel Toekick Panel AKRS18041  
NOTE: Left hand hinge model is a mirrored version of image shown.

**RS1884FLJ1 / RS1884FLJK1**  
with Stainless Steel Door panel RD1884L4D, Handle AHC-RD84  
and Stainless Steel Toekick Panel AKRS18041  
(refer page 2 for metric measurements)



Product Dimensions	in
Ⓐ Overall height of product	84"
Ⓑ Overall width of product	17 3/4"
Ⓒ Depth of product front panels (excl. handles)	3/4"
Ⓓ Overall depth of product (excl. front door panels)	24"
Ⓔ Height from bottom datum to bottom of door	4"
Ⓕ Depth of toekick (excl. door front and toekick panels)	2 11/16" - 4"
Ⓖ Height of door panel	79 7/8"
Ⓜ Width of door panel	17 3/4"
Ⓣ Height from bottom datum to bottom of handle	33 7/16"
Ⓤ Height from bottom datum to top of handle	64 3/8"
Ⓧ Thickness of handle (rail)	1"
Ⓦ Distance from side of fridge to the center of handle	2 1/2"
Ⓨ Depth of handle standoff (measured from front of door)	2 3/8"

Clearance Dimensions	in
Minimum cabinetry gap clearance from edge of door panel	1/8"
Overall height of cavity	84"
Overall width of cavity	18"
Minimum depth of cavity	25"
Minimum door clearance to adjacent wall (115° - full internal access)	11 1/2"
Minimum door clearance at 90° open, measured from front of door	20"

INDICATES CAVITY CLEARANCES -----  
INDICATES PRODUCT DATUM - - - - -

DATE: 10.10.2018

IMPORTANT NOTE: Throughout this guide, dimensions may vary by ±2mm (1/16"). Please read the installation manual for detailed information on installing the product. For full installation instructions & specifications visit [fisherpaykel.com](http://fisherpaykel.com)



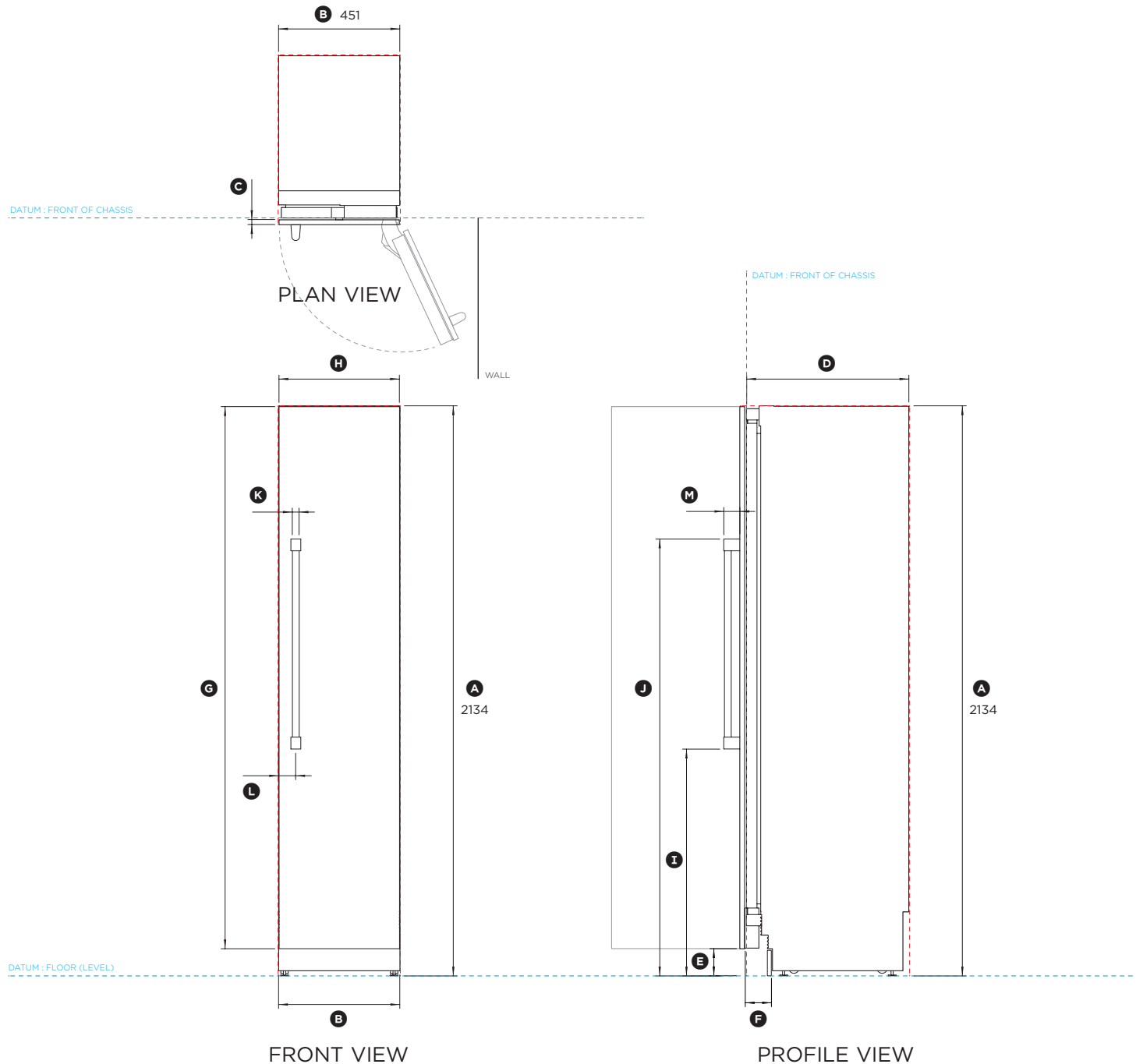
# FISHER & PAYKEL

## DATA SHEET 18" Professional Integrated Column Freezer

Model nos:

**RS1884FRJ1 / RS1884FRJK1**  
with Stainless Steel Door panel RD1884R4D, Handle AHC-RD84  
and Stainless Steel Toekick Panel AKRS18041  
NOTE: Left hand hinge model is a mirrored version of image shown.

**RS1884FLJ1 / RS1884FLJK1**  
with Stainless Steel Door panel RD1884L4D, Handle AHC-RD84  
and Stainless Steel Toekick Panel AKRS18041  
(refer page 1 for imperial measurements)



0 100 200 400  
millimetres

Product Dimensions	mm
Ⓐ Overall height of product	2134
Ⓑ Overall width of product	451
Ⓒ Depth of product front panels (excl. handles)	19
Ⓓ Overall depth of product (excl. front door panels)	610
Ⓔ Height from bottom datum to bottom of door	102
Ⓕ Depth of toekick (excl. door front and toekick panels)	68 - 101
Ⓖ Height of door panel	2029
Ⓗ Width of door panel	451
Ⓢ Height from bottom datum to bottom of handle	849
Ⓣ Height from bottom datum to top of handle	1635
Ⓚ Thickness of handle (rail)	25
Ⓛ Distance from side of fridge to the centre of handle	64
Ⓜ Depth of handle standoff (measured from front of door)	60

Clearance Dimensions	mm
Minimum cabinetry gap clearance from edge of door panel	3
Overall height of cavity	2134
Overall width of cavity	457
Minimum depth of cavity	635
Minimum door clearance to adjacent wall (115° - full internal access)	292
Minimum door clearance at 90° open, measured from front of door	508

INDICATES CAVITY CLEARANCES -----  
INDICATES PRODUCT DATUM - - - - -

DATE: 10.10.2018

IMPORTANT NOTE: Throughout this guide, dimensions may vary by ±2mm (1/16"). Please read the installation manual for detailed information on installing the product. For full installation instructions & specifications visit [fisherpaykel.com](http://fisherpaykel.com)