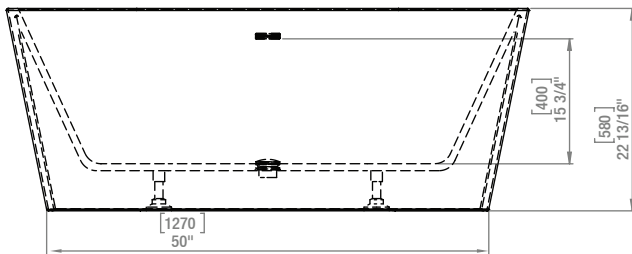
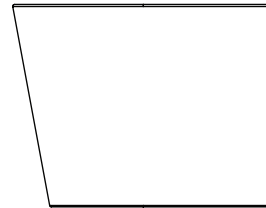


TOP VIEW VUE DE DESSUS



FRONT VIEW VUE DE FACE



SIDE VIEW VUE DE CÔTÉ

* Dimensions may vary +/- 1/4" (6mm) / Les dimensions peuvent varier de +/- 1/4" (6mm)

gallons to overflow /	63gal.
packaging dimension /	62 x 32 x 26 in
approximated weight /	94.8 lbs
weight with water /	620.85 lbs
bathing well at sump /	40 x 17 in

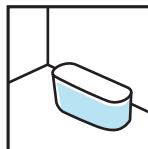


Compliance Certifications:

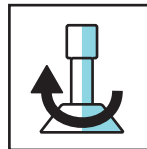
Uniform Plumbing Code
National Plumbing Code of Canada
CSA B45.5-17/IAPMO Z124-2017



Pure acrylic construction reinforced by fiberglass
Construction en acrylique renforcée de fibre de verre



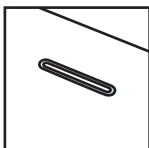
Freestanding installation
Installation autoportante



Adjustable feet
Pattes ajustables



Chrome drain included
Drain chrome inclus



Integrated chrome linear overflow
Trop plein linéaire chrome intégré



CUPC certified
Certifié CUPC