

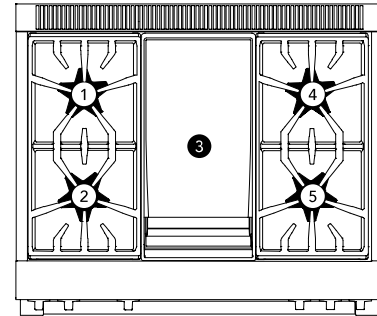
PRG364WDG

36-INCH GAS PRO GRAND® RANGE WITH GRIDDLE

PROFESSIONAL SERIES, COMMERCIAL-DEPTH, PORCELAIN COOKTOP SURFACE



RANGETOP



Total Number of Cooktop Burners	4 + Griddle
1 – Power of Back Left Burner BTU	15,000 and XLO
2 – Power of Front Left Burner BTU	22,000 and XHI / XLO
3 – Power of Center 12" Electric Griddle	1,630 W (6-Pass)
4 – Power of Back Right Burner BTU	15,000 and XLO
5 – Power of Front Right Burner BTU	18,000 and XLO

OVEN

Oven Capacity	5.7 cu. ft.
Cooking Modes	
Bake, Convection Bake, Roast, Broil, Keep Warm	
Sabbath	Yes
Self-Clean	Yes
Telescopic Rack(s)	3
Interior Lights	2
Bake Power	23,700 BTU
Broil Power	17,500 (Infrared) BTU
Home Connect® (Wi-Fi Enabled)	Yes
Cavity Interior Dimensions (HxWxD)	16 1/4" x 28" x 21 1/2"
Cavity Usable Dimensions (HxWxD)	11 1/4" x 25 3/8" x 19 1/2"

DIMENSIONS & WEIGHT

Overall Appliance Dimensions (HxWxD)	35 3/4" – 36 3/4" x 35 15/16" x 27 7/8"
Required Cutout Size (HxWxD)	36 3/4" – 36 3/4" x 36" x 24" – 25 1/8"
Net Weight	383 lbs.

FEATURES & BENEFITS

- ★ - ExtraHigh Star® Burner provides 22,000 BTUs of power for searing or boiling with QuickClean Base® designed for easy surface cleaning
- ★ - 4 ExtraLow® burners offer precision simmering, melting or keeping warm
 - Non-stick griddle provides even heating across the entire cooking surface
 - Hydraulic SoftClose® hinges prevent slamming for ultra smooth closing
- ★ - Superfast 2-hour self-clean mode is the fastest in the industry

TECHNICAL DETAILS

Circuit Breaker	20 A
Volts	120 V, 60Hz 3 Wire
Energy Source	Gas
Plug Type	120V-3 prong
Power Cord Length	65" (1,651 mm)
Gas Supply	3/4"

WARRANTY

Limited Warranty, Entire Appliance, Parts and Labor	2 Year
---	--------

SEE PAGE 2 FOR INCLUDED AND OPTIONAL ACCESSORIES

PRG364WDG

36-INCH GAS PRO GRAND® RANGE WITH GRIDDLE

PROFESSIONAL SERIES, COMMERCIAL-DEPTH, PORCELAIN COOKTOP SURFACE



ACCESSORIES (INCLUDED)

3 Telescopic Racks, Multi-Point Meat Probe, 1 Griddle Grate, 1 Grease Plate, 1 Lg Broil Pan, Island Trim

ACCESSORIES (OPTIONAL)



PWOKRINGHC
Wok Ring



PA12CHPBLK
Chopping Block / Cutting Board



PAGRIDDLE
Professional Griddle, Sits on Top of Grates Over 2 Star Burners, High-Release Coating



PA12GRILLW
12" Pro Grill Plate with Tray, (for Griddle Models), Non-Fusion Coating



PAGRIDLFW
12" Pro Griddle with Tray, (Fusion Coating Option for Griddle Models)



PA12GRILFW
12" Grill Plate with Tray (for Griddle Models), Fusion Coating



PA12LCVRW
12" Professional Griddle Cover



PA36WLBG
7" Low Backguard*



PA36WTKG
Toekick



PARKB36CGY
Metallic Blue Knob Kit



PALPKITGGW
LP Conversion Kit, Pro Grand Gas Models with 4 and 6 Burners

PAALTKITGW

High Altitude Kit, Natural Gas or Dual-Fuel Pro Grand Ranges, 5,400 ft. to 10,200 ft.

Contact Customer Support

High Altitude Kit, Gas or Dual-Fuel Pro Grand Ranges Connected to LP Gas, 10,000 ft. to 10,200 ft.

*Models PCG305xx, PRD305xx, PRD606xx, PRG305xx, PRG304xx and PRD304xx are suitable for 0" rear clearance to combustible surfaces. All other models: when using the included Island Trim a minimum 6" (152 mm) rear clearance is required to a combustible surface. When installing against a combustible surface, a Thermador® Low Backguard is required for a 0" rear clearance to the combustible surface. A Thermador Low Backguard must be purchased separately. A rear clearance to a surface covered in a noncombustible material (metal, ceramic tile, brick, marble, or stone) is 0" when using the included Island Trim. Clearances of less than 6" (152 mm) should be approved by the local codes and/or by the local authority having jurisdiction. Clearances from non-combustible materials are not part of the ANSI Z21.1 scope and are not certified by CSA.

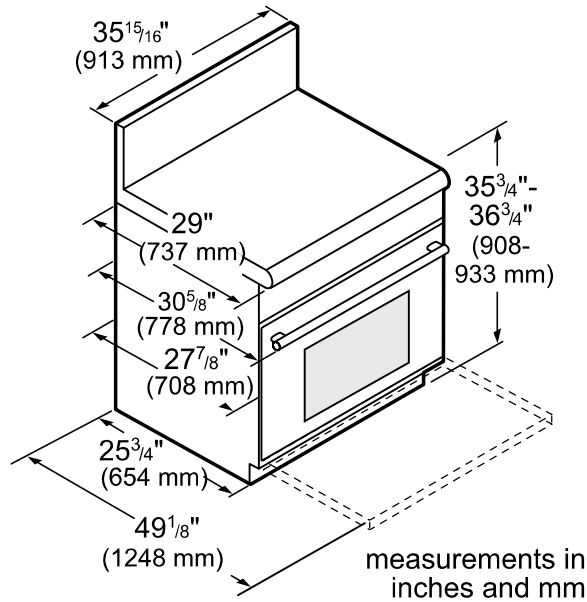
PRG364WDG

36-INCH GAS PRO GRAND® RANGE WITH GRIDDLE

PROFESSIONAL SERIES, COMMERCIAL-DEPTH, PORCELAIN COOKTOP SURFACE



36-INCH RANGE DIMENSIONS



ELECTRICAL SUPPLY

IMPORTANT: The cord supplied with gas ranges having an electric griddle requires a NEMA 5-20 receptacle as shown here. Local codes may require a different wiring method.

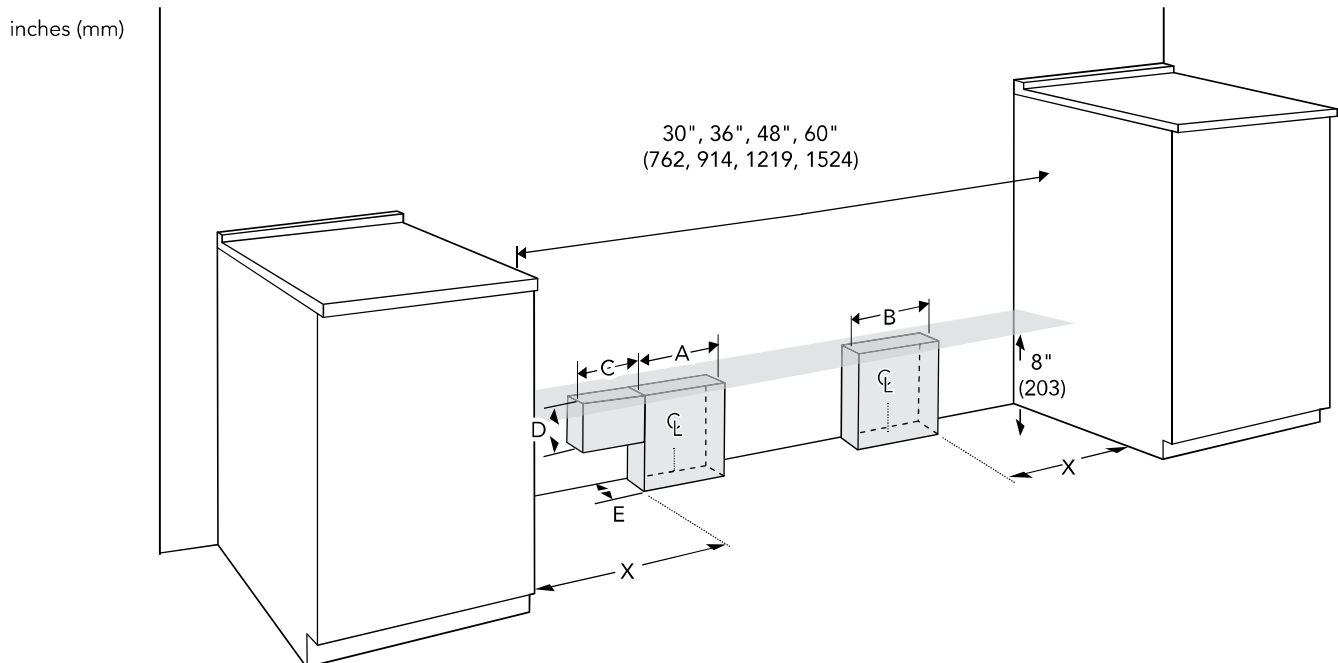
NEMA 5-20 RECEPTACLE

PLUG



WARNING: This appliance is equipped with a three-prong grounding plug for protection against shock hazard and should be plugged directly into a properly grounded receptacle. DO NOT cut or remove the grounding prong from this plug. DO NOT ALTER THIS PLUG.

36-INCH RANGE CUTOUT DIMENSIONS



Range model	Gas zone A	Electric zone B	X	C	D	E
All Harmony series	4" (102)	6" (152)	5" (127)	N/A	N/A	2" (51)
36"/ 48" Grand series	4" (102)	6" (152)	8" (203)	4" (102)	3" (76)	2" (51)
60" Grand series	4" (102)	6" (152)	8" (203)	4" (102)	3" (76)	1" (25)

PRG364WDG

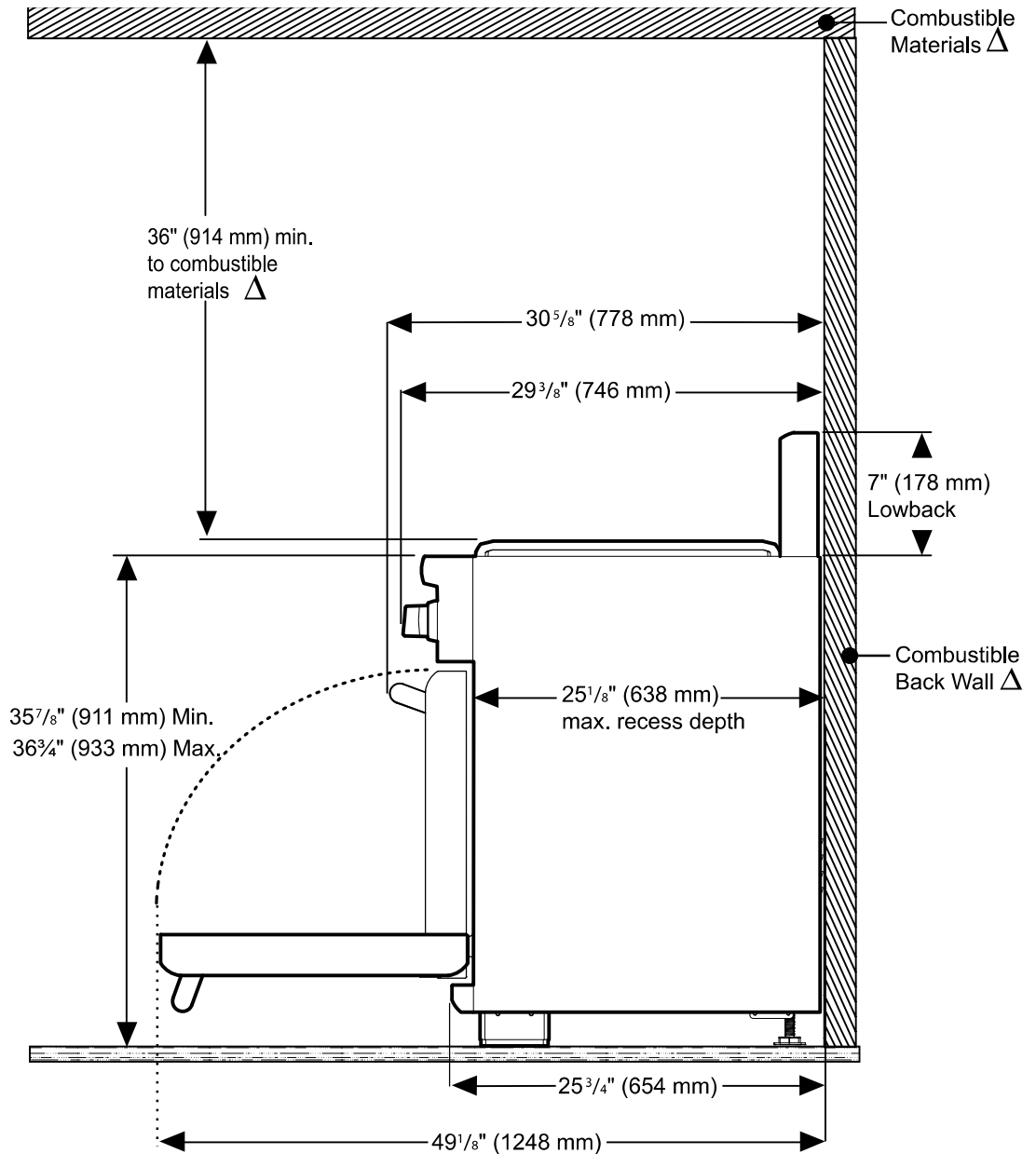
36-INCH GAS PRO GRAND® RANGE WITH GRIDDLE

PROFESSIONAL SERIES, COMMERCIAL-DEPTH, PORCELAIN COOKTOP SURFACE



36-INCH RANGE DIMENSIONS AND CLEARANCE REQUIREMENTS WITH "LOW BACK"

NOTE: A 36-inch minimum clearance is required between the top of the cooking surface and the bottom of an unprotected cabinet. A 30-inch clearance can be used when the bottom of the wood or metal cabinet is protected by not less than 1/4 inch of a flame retardant material covered with not less than No. 28 MSG sheet steel, 0.015 inch (0.4 mm) thick stainless steel, 0.024 inch (0.6 mm) aluminum, or 0.020 inch (0.5 mm) thick copper.

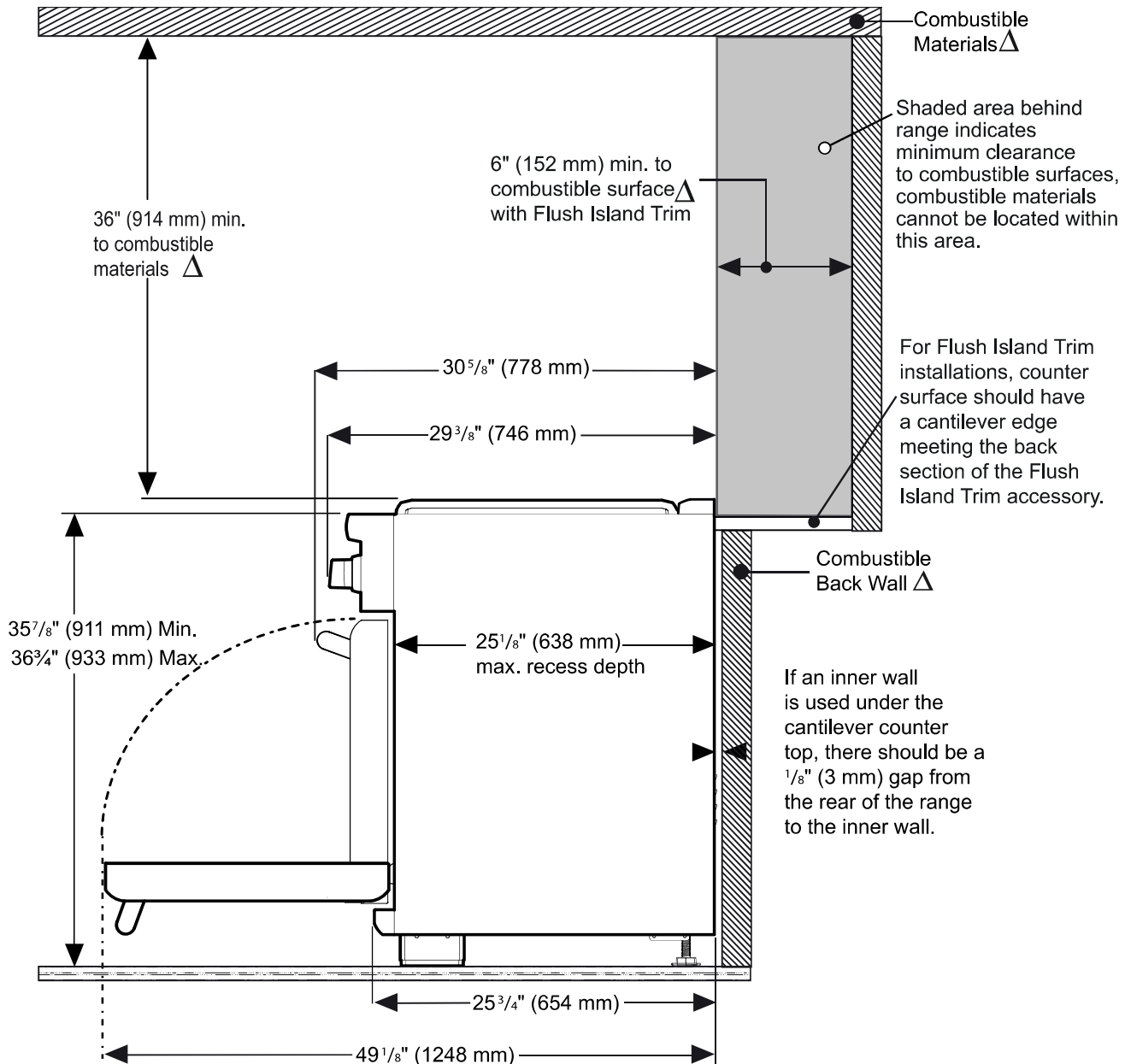


Δ As defined in the "National Fuel Gas Code" (ANSI Z223.1, Current Edition). Clearances from non-combustible materials are not part of the ANSI Z21.1 scope and are not certified by CSA. Clearances of less than 6" (152 mm) must be approved by the local codes and/or by the local authority having jurisdiction.

PRG364WDG
36-INCH GAS PRO GRAND® RANGE WITH GRIDDLE
 PROFESSIONAL SERIES, COMMERCIAL-DEPTH, PORCELAIN COOKTOP SURFACE



36-INCH RANGE DIMENSIONS AND CLEARANCE REQUIREMENTS WITH "FLUSH ISLAND TRIM"



△ As defined in the "National Fuel Gas Code" (ANSI Z223.1, Current Edition). Clearances from non-combustible materials are not part of the ANSI Z21.1 scope and are not certified by CSA. Clearances of less than 6" (152 mm) must be approved by the local codes and/or by the local authority having jurisdiction.

These warranties give you specific legal rights and you may have other rights that vary from state to state. Limited warranty from date of delivery. For complete warranty details, refer to your Use & Care manual, or ask your dealer.

Specifications are for planning purposes only. Refer to installation instructions and consult your countertop supplier prior to making counter opening. Consult with a heating and ventilation engineer for your specific ventilation requirements. For the most detailed information, refer to installation instructions accompanying product or write to Thermador indicating the model number. Specifications are correct at time of printing. Thermador reserves the right to change product specifications or design without notice. Some models are certified for use in Canada. Thermador is not responsible for products that are transported from the U.S. for use in Canada.