



**INSTRUCTIONS D'ASSEMBLAGE**  
**ASSEMBLY INSTRUCTIONS**

---

**M**ONARCH  
SPECIALTIES INC.

# I 7197-1

---

**BUREAU -**  
**55"L / DESSUS TAUPE FONCE DE COIN / METAL NOIR**

**COMPUTER DESK -**  
**55"L / DARK TAUPE TOP/ BLACK METAL CORNER**


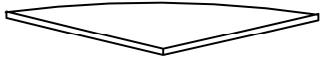
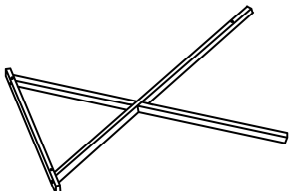
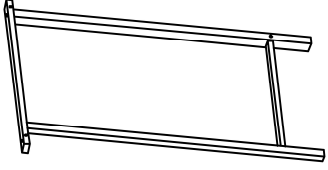



**POUR DE L'ASSISTANCE OU POUR COMMANDER  
DES PIÈCES CONTACTEZ NOTRE DÉPARTEMENT  
DE SERVICE À LA CLIENTÈLE.**

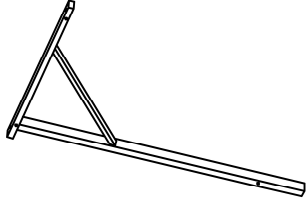

**FOR ASSISTANCE OR TO ORDER PARTS  
CONTACT OUR CUSTOMER SERVICE DEPARTMENT**

**WWW.MONARCHSERVICE.COM**




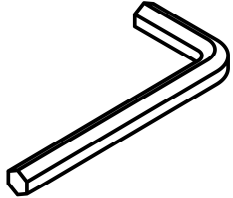
**LISTE DES PIÈCES**  
**PARTS LIST**

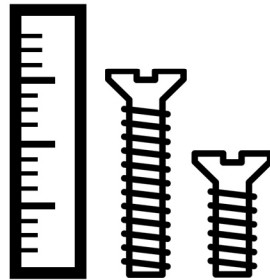
PIÈCE / PART #	IMAGE	DESCRIPTION	QTY / QTÉ
1		DESK TOP SURFACE DU BUREAU	2
2		DESK TOP SURFACE DU BUREAU	1
3		DESK LEG PATTE DU BUREAU	2
4		DESK LEG PATTE DU BUREAU	1
5		CENTER FRAME CADRE DU CENTRE	1

**LISTE DES PIÈCES**  
**PARTS LIST**

PIÈCE / PART #	IMAGE	DESCRIPTION	QTY / QTÉ
6		DESK LEG PATTE DU BUREAU	1
7		SUPPORT BAR BARRE DE SOUTIEN	6

**LISTE DES PIÈCES DE MONTAGE**  
**HARDWARE LIST**

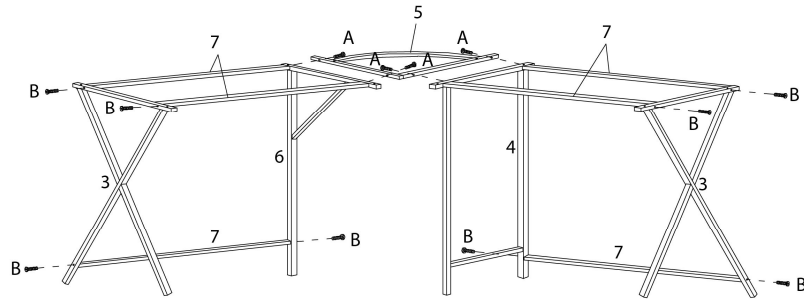
PIÈCE / PART #	IMAGE	DESCRIPTION	QTY / QTÉ
A		<p align="center">ASSEMBLING BOLT - 1/4" X 2 3/4"</p> <p align="center">BOULON D'ASSEMBLAGE - 1/4" X 2 3/4"</p>	4
B		<p align="center">ASSEMBLING BOLT - 1/4" X 2 1/4"</p> <p align="center">BOULON D'ASSEMBLAGE - 1/4" X 2 1/4"</p>	8
C		<p align="center">ASSEMBLING BOLT - 1/4" X 1 1/8"</p> <p align="center">BOULON D'ASSEMBLAGE - 1/4" X 1 1/8"</p>	11
D		<p align="center">HEX KEY</p> <p align="center">CLÉ HEXAGONALE</p>	1



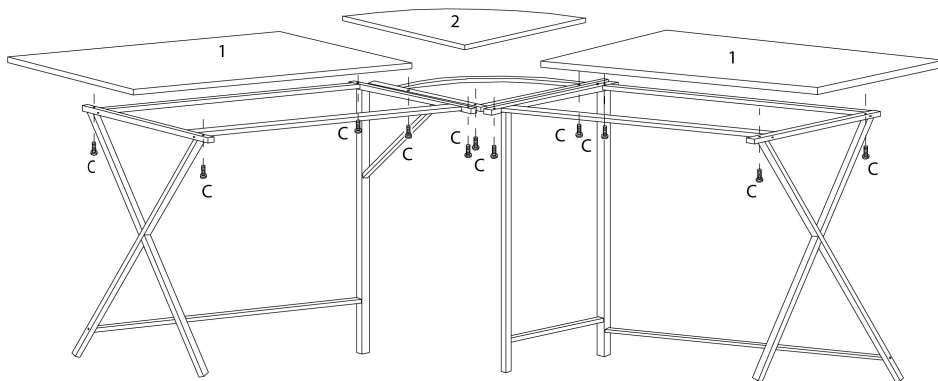
OUTIL DE VÉRIFICATION DE DIMENSIONS DES PIÈCES  
HARDWARE DIMENSIONS VERIFICATION TOOL



ÉTAPE / STEP 1



ÉTAPE / STEP 2



ÉTAPE / STEP 3

