

PLANNING INFORMATION

Unit Dimensions - Figure 1

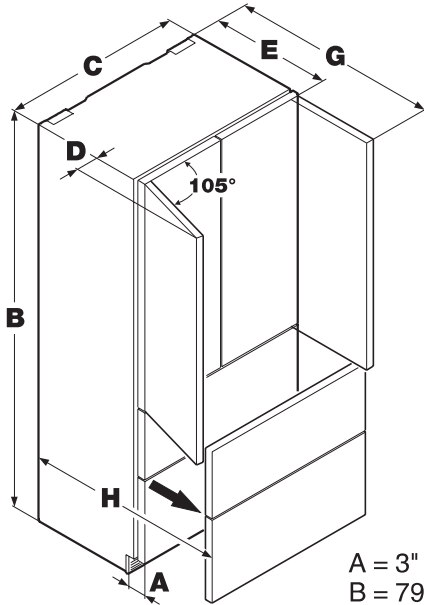


Figure 1

- A = 3" (76 mm)
- B = 79-13/16" (2027 mm)
- C = 35-13/16" (910 mm)
- D = 4" (102 mm)
- E = 24" (610 mm)
- G = 42-7/16" (1078 mm)
- H = 37-1/8" (943 mm)

Door swing clearance - Figure 2

Please allow for door swing clearance at locations next to a wall.

The illustrated measurement is without mounted front panels. Be sure to add your panel thickness and handle depth to this measurement in order to avoid interferences.

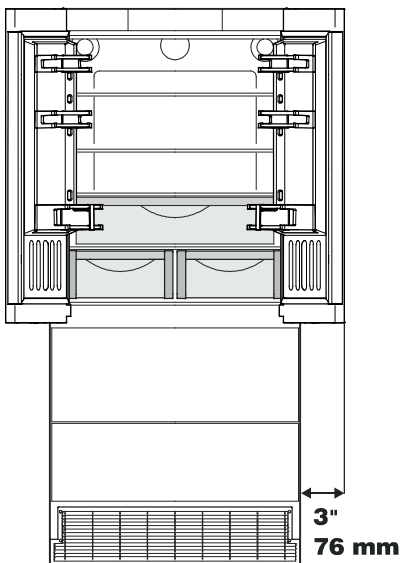


Figure 2

Unit Venting - Figure 3

HC/HCB 20 appliances do not require any ventilation openings in the cabinet. The required airflow is directed through the toe kick area.

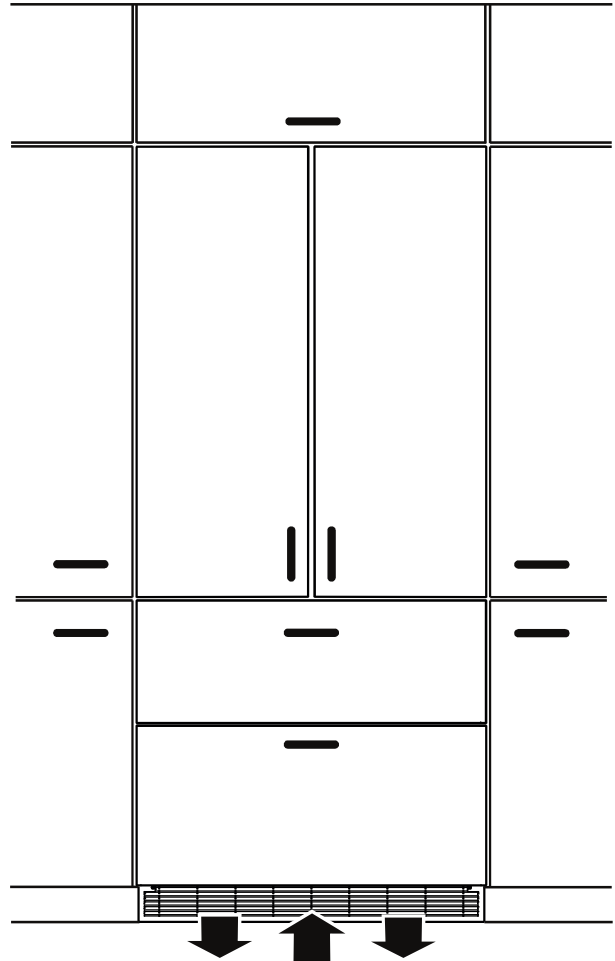


Figure 3

It is important to use the provided cover grille for the ventilation opening. This opening must not be covered with a cabinet base.

PLANNING INFORMATION

Cabinet Opening Dimensions - Figure 4

Inset cabinet Depth D	Frameless/faceframe cabinet Depth D
24" + panel thickness	24"

For appliance with panel to be flush, adjacent cabinetry depth must equal appliance depth (24") plus panel thickness (5/8" - 3/4").

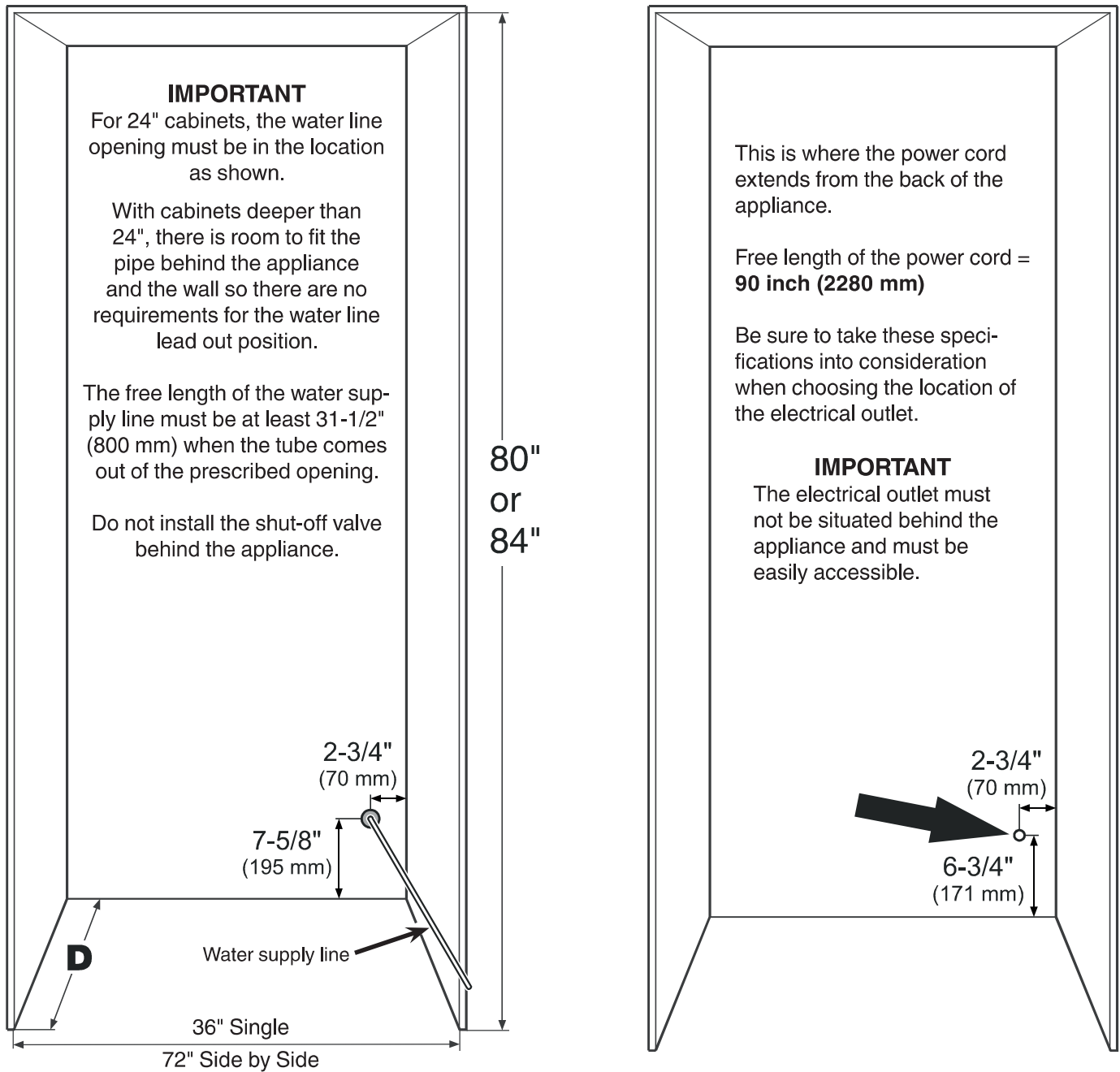


Figure 4

PLANNING INFORMATION

Panel Dimensions - Inset Installation Style - Figure 5

Appliance and panels sit fully within the opening and are flush with what could be its own box, between two pantry cabinets or decorative columns, etc. This is the most common installation scenario.

The panels should be at least 5/8 inch (16 mm) thick to allow the connecting rails to be fastened to them.

IMPORTANT

The maximum panel thickness is 3/4" (19 mm).

You can order stainless steel panels for inset installation style.

Refrigerator door panels 80"- article-number 9900 337-00

Refrigerator door panels 84"- article-number 9900 335-00

Freezer drawer panels - article-number 9900 323-00

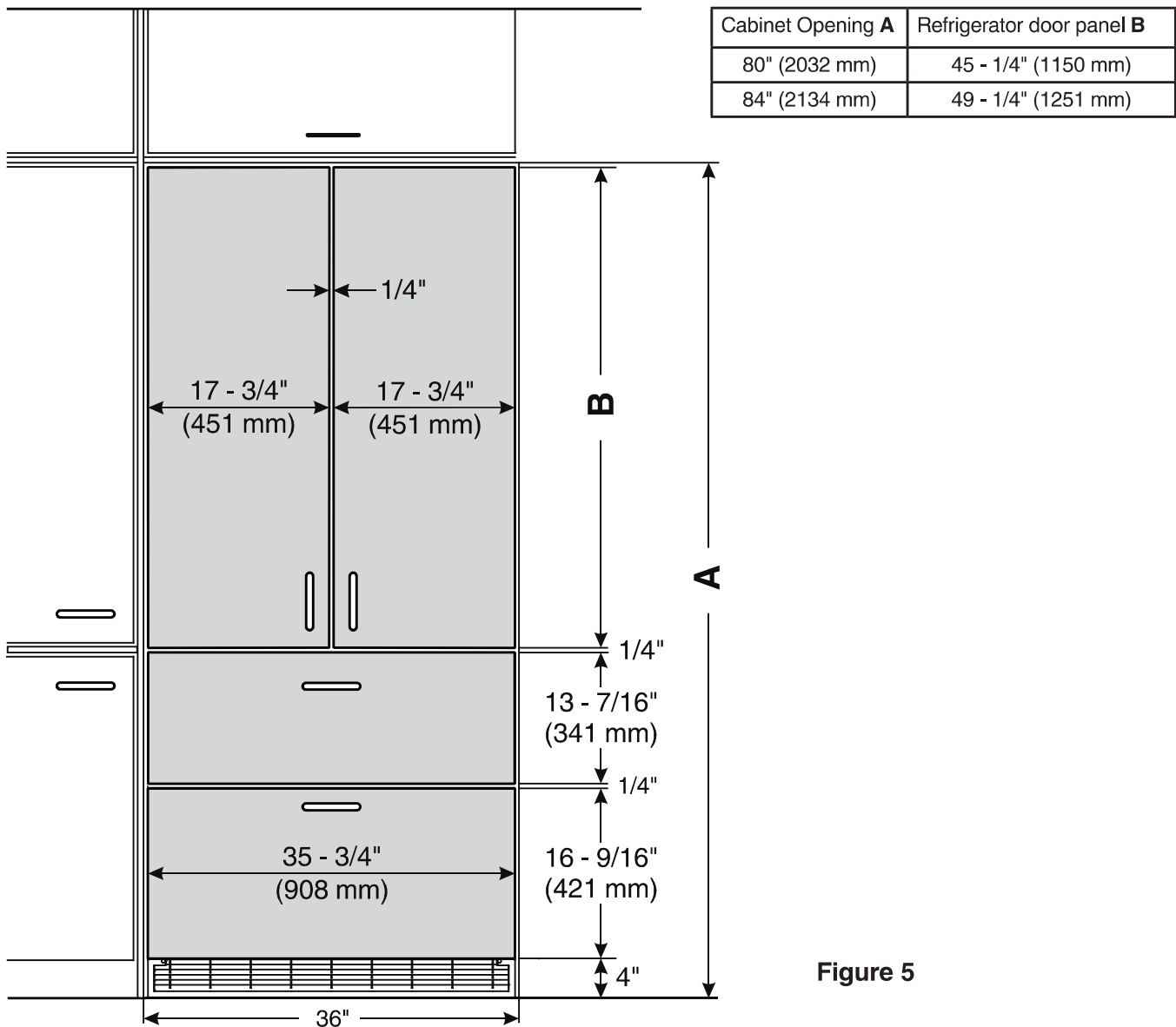


Figure 5

PLANNING INFORMATION

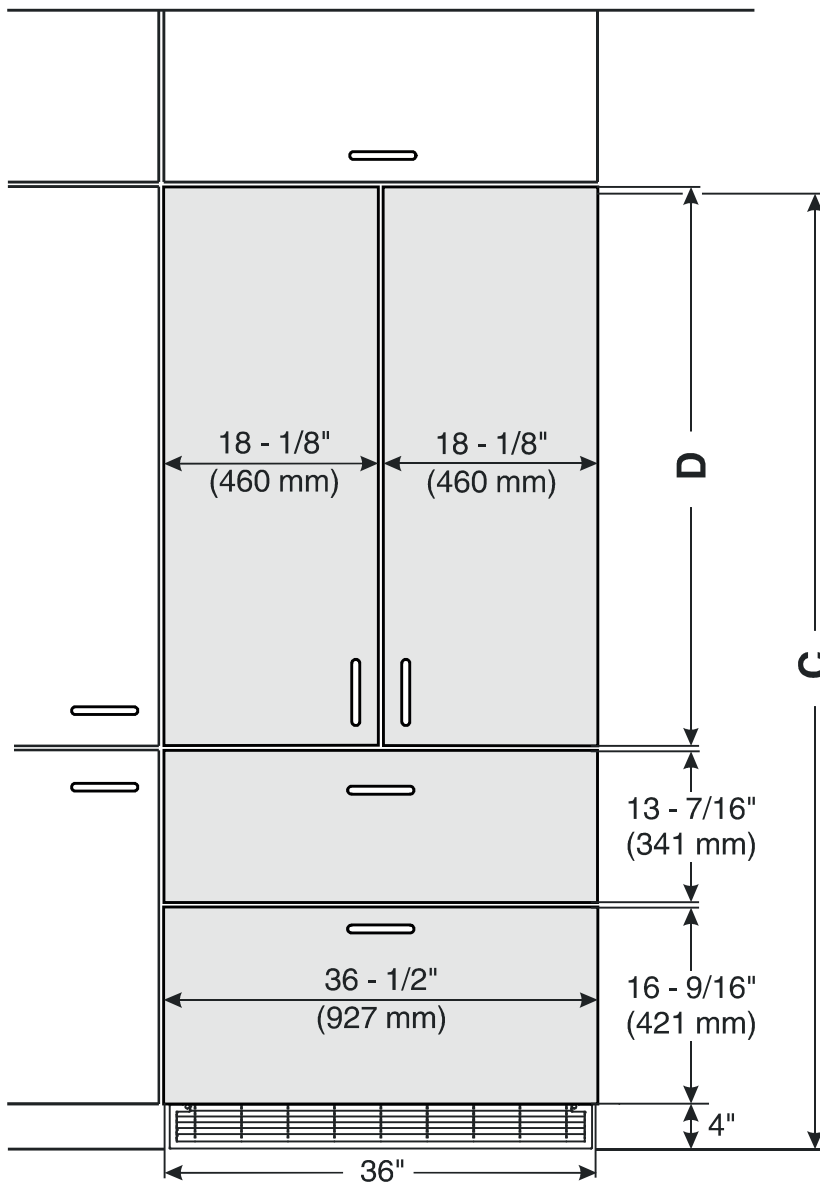
Panel Dimensions - Frameless Installation Style - Figure 6

With this installation style, these wider appliance panels partially overlay the shared side gables of adjacent cabinetry so as to mimic the look of a frameless style cabinet.

The gap between panels with frameless installation style is 1/4" (6 mm). The panels should be at least 5/8 inch (16 mm) thick to allow the connecting rails to be fastened to them.

IMPORTANT

The maximum panel thickness is 3/4" (19 mm).



Cabinet Opening C	Refrigerator door panel D
80" (2032 mm)	45 - 3/4" (1162 mm)
84" (2134 mm)	49 - 3/4" (1264 mm)

Figure 6