



# 24-INCH FREEZER COLUMN PANEL-READY

DRZ24980LAP | DRZ24980RAP



## PRODUCT FEATURES

- Full height door with true flush cabinet integration without exposed venting grill
- SteelCool™ Stainless Steel Interior illuminated by 3DLighting™
- Push-To-Open™ Door Assist opens the door upon a slight push for a luxuriously convenient experience
- Dual Icemaker with Standard and Cocktail Ice™
- Best-in class food preservation with dedicated evaporator/ compressor and Precise Cooling Technology

## TEMPERATURE RANGES

FREEZER	5°F (-15°C) TO -8°F (-23°C)
FREEZER - POWER FREEZE	-8°F (-23°C)

## DIMENSIONS & WEIGHT

APPLIANCE DIMENSIONS (W X H X D) (IN.)	23 3/4" X 83 3/8" X 25"
REQUIRED CUTOUT SIZE (W X H X D) (IN.)	24" X 84" X 25"
NET WEIGHT (LBS)	386

## GENERAL PROPERTIES

PANEL READY	YES
DOOR SWING	LAP-LEFT, RAP-RIGHT
PUSH-TO-OPEN™ DOOR ASSIST	YES
ICEMAKER	DUAL ICEMAKER FOR STANDARD AND COCKTAIL ICE™
LIGHTING	3DLIGHTING™
INTERIOR MATERIAL	STEELCOOL™ STAINLESS STEEL INTERIOR
FULL WIDTH SHELVES	3 EA
SHELF MATERIAL	TEMPERED, METAL TRIM, SPILL-PROOF
FULL EXTENSION DRAWERS AT 90° DOOR OPENING ANGLE	YES
HIDDEN COMPARTMENT WITH FLIP-UP COVER	1 EA
FREEZER DRAWER	2 EA
DOOR BINS	4 EA
DOOR OPEN ALARM	YES
SPECIAL MODES	SABBATH MODE

## CAPACITY

TOTAL UNIT GROSS CAPACITY (CU. FT.) - AHAM	13.6 CU. FT.
REFRIGERATOR GROSS CAPACITY (CU. FT.)	13.6 CU. FT.

## PERFORMANCE

DEDICATED EVAPORATOR & COMPRESSOR SYSTEM	YES
POWER FREEZE	YES
DEFROST PROCESS	FROST-FREE
PRECISE COOLING	YES

## EFFICIENCY

ENERGY STAR® QUALIFIED	YES
ANNUAL ENERGY CONSUMPTION	500 KWH/YEAR

## TECHNICAL DETAILS

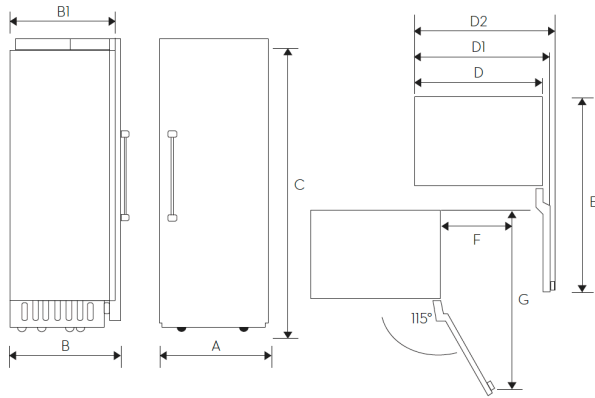
CURRENT (A)	15
VOLTS (V)	115
FREQUENCY (HZ)	60
POWER CORD LENGTH (IN.)	78 3/4"
PLUG TYPE	120 V, 3 PRONG

## WARRANTY

LIMITED, ENTIRE APPLIANCE, PARTS AND LABOUR ON ANY PART OF THE REFRIGERATOR	2 YEARS
LIMITED WARRANTY FOR SEALED REFRIGERATION SYSTEM; PARTS AND LABOUR	3 <sup>RD</sup> TO 6 <sup>TH</sup> YEAR
LIMITED WARRANTY FOR SEALED REFRIGERATION SYSTEM; PARTS ONLY	7 <sup>TH</sup> TO 12 <sup>TH</sup> YEAR
LIMITED WARRANTY FOR COMPRESSOR; PARTS ONLY	13 <sup>TH</sup> TO 15 <sup>TH</sup> YEAR

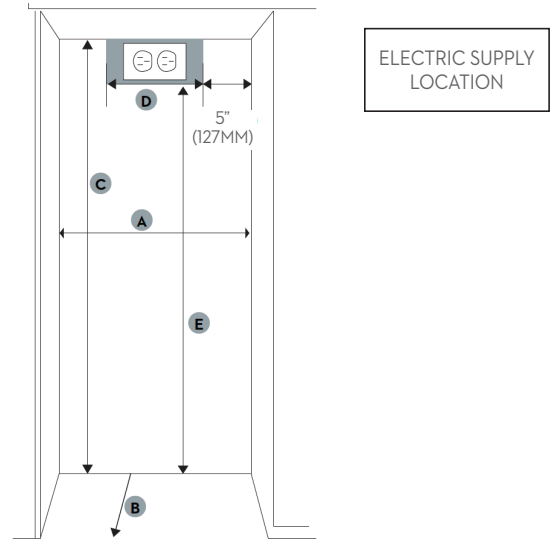
### APPLIANCE DIMENSIONS

A (WIDTH)	23 3/4" (603MM)
B (WITH PANEL)	25" (635MM)
B1 (WITHOUT PANEL)	23 13/16" (605MM)
C (HEIGHT)	83 3/8" (2118MM)
D	23 5/8" (600MM)
D1 (WITH PANEL)	24 7/8" (632MM)
D2 (WITH CONTEMPORARY HANDLE)	26 3/4" (680MM)
D3 (WITH PROFESSIONAL HANDLE)	27 3/8" (696MM)
E	50 3/4" (1,289MM)
F	13 11/16" (348MM)
G	49 11/16" (1,261MM)



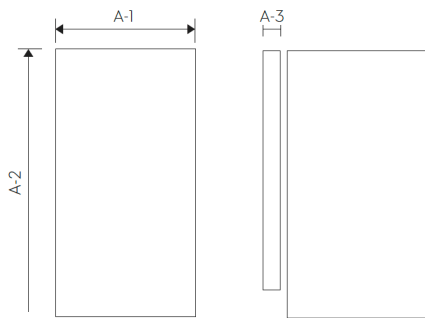
### INSTALLATION CUTOUT DIMENSIONS

A (WIDTH)	24" (610MM)
B (DEPTH)	25" (635MM)
C (HEIGHT)	84" (2134MM)
D	14" (356MM)
E	80" (2032MM)

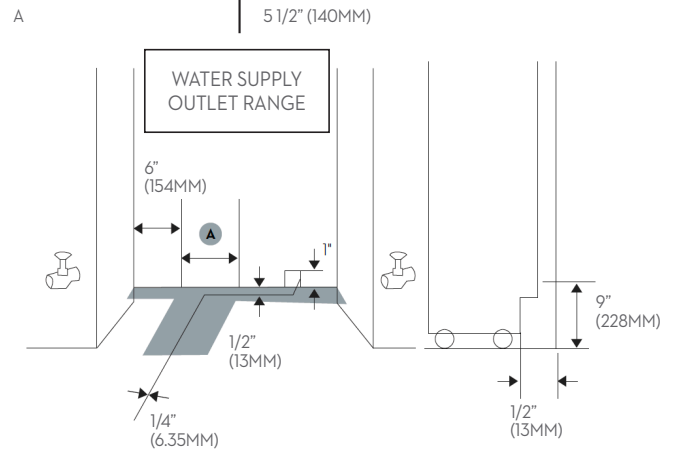


### CUSTOM PANEL DIMENSIONS

A-1 (WIDTH)	23 3/4" (603MM)
A-2 (HEIGHT)	79 7/8" (2029MM)
A-3 (DEPTH)	3/4" (19MM)
MAX WEIGHT	110.0 LBS. (50 KG)



### WATER SUPPLY CONNECTION REQUIREMENTS



### ACCESSORIES

TRANSITIONAL SILVER STAINLESS STEEL - 24" PANEL KIT	RAC24ACLSR (LEFT HINGE)	RAC24ACRHSR (RIGHT HINGE)
CONTEMPORARY GRAPHITE STAINLESS STEEL - 24" PANEL KIT	RAC24AMLHMS (LEFT HINGE)	RAC24AMRHMS (RIGHT HINGE)
CONTEMPORARY SILVER STAINLESS STEEL - 24" PANEL KIT	RAC24AMLHSR (LEFT HINGE)	RAC24AMRHSR (RIGHT HINGE)
PROFESSIONAL SILVER STAINLESS STEEL - 24" PANEL KIT	RAC24AHLHSR (LEFT HINGE)	RAC24AHRHSR (RIGHT HINGE)
CONTEMPORARY GRAPHITE STAINLESS STEEL - 24" KICK PLATE	RAC24TKBBMS	
CONTEMPORARY SILVER STAINLESS STEEL - 24" KICK PLATE	RAC24TKBBSR	
GRAPHITE STAINLESS STEEL - CONTEMPORARY HANDLE	RACOOMHAAMS	
SILVER STAINLESS STEEL - CONTEMPORARY HANDLE	RACOOMHAASR	
SILVER STAINLESS STEEL - PROFESSIONAL HANDLE	RACOOPHAASR	
PAIR INSTALLATION KIT	RACOOPCAAAA	
WATER FILTER	RAC00WFAAAA	
DEODORIZING FILTER	RAC00DFAAAA	