




- Powered by the exclusive IQ Blower System™ with either 800 or 1500 MAX blower CFM.
- Guaranteed Performance System (GPS) Technology allows you to calibrate the hood to your unique installation, providing the quietest, most energy-efficient and fastest smoke and odor removal available in a range hood.
- Ultra-quiet 0.3 sones at working speed.
- Luxurious seamless design creates an elegant look.
- 4-speed electronic controls placed discretely on the underside of the hood.
- 10-minute delay-off feature keeps the hood running after cooking to ensure smoke and odors have cleared the environment.
- Filter clean reminder helps ensure regular maintenance and optimal performance.
- Bright three-level LED cooktop lighting efficiently illuminates the cooktop (bulbs included).
- Distinctive, dishwasher-safe Hybrid Baffle™ filters combine aluminum mesh and stainless steel to effectively capture grease for a cleaner, odor-free kitchen.
- Code Ready Technology® (CRT) on WPP1366SS model provides ability to reduce airflow to 300 or 400 CFM to address local codes or make-up air requirements.



best®

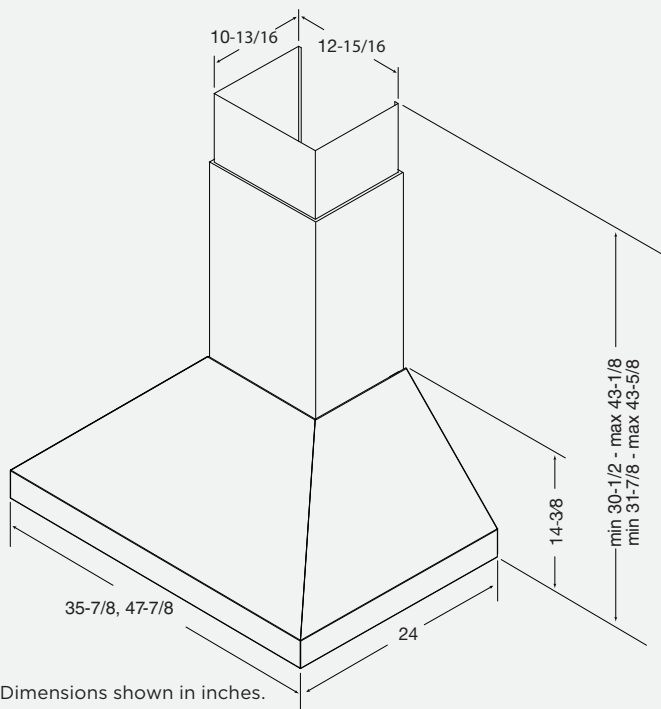
PERFORMANCE THAT INSPIRES

At **BEST**, we make high performance range hoods that perform beautifully. Astonishingly quiet. Impressively effective. Remarkably efficient. And perfectly suited for the most distinguished kitchens.

Whether it's the centerpiece of the room or letting its surroundings shine, **BEST** is where high-end performance inspires.

Installation height above the cooking surface: 24"-30"

Telescopic flue accommodates ceiling heights from 8' to 9'.
Optional flue extension for 9' to 12' ceilings available. Upper flue can be reversed to hide louvers.



If needed, ask a recommended installer to limit discharge to 300 or 400 CFM.

HOOD SIZES*

Internal Blower, Single - Depth: 24"

36" WPP1366SS

Internal Blower, Dual - Depth: 24"

36" WPP13612SS

48" WPP14812SS

* For exact dimensions, please refer to the technical drawing of each model.

FEATURES

Finish	Brushed Stainless Steel (Grade 304)
Lighting Type	LED, 4W, GU10 3000K
Number of Light Bulbs	2
Lighting Levels	3
Light Bulbs Included	Yes
Control Type	4-speed Electronic Pushbutton
Control Features	Delay Off, Heat Sentry®, Filter Clean Reminder
Filter Type	Hybrid Baffle

HOOD BLOWER INCLUDED WPP1

Internal	IQ6 / IQ12
Max Blower CFM*	800 (WPP1366SS) 1500 (WPP13612SS & WPP14812SS)

ACCESSORIES

Flue Extension (ceiling up to 12')	AEWPP1SBN
Universal MUA Damper	MD6TU, MD8TU, MD10TU (Requires Fresh Air Inlet)
Fresh Air Inlet	641FA, 643FA, 610FA

INSTALLATION REQUIREMENTS

Amps @ 120V: Internal Blower	Single Blower: 4.5 Dual Blower: 7.5
Electrical Connection	Direct Wire
Duct Size:	8" - round (WPP1366SS) 10" - round (WPP13612SS & WPP14812SS)
Duct Direction	Vertical
Backdraft Damper	Included

* MAX Blower CFM indicates the performance of the hood blower in open air and is not HVI certified.

HVI PERFORMANCE

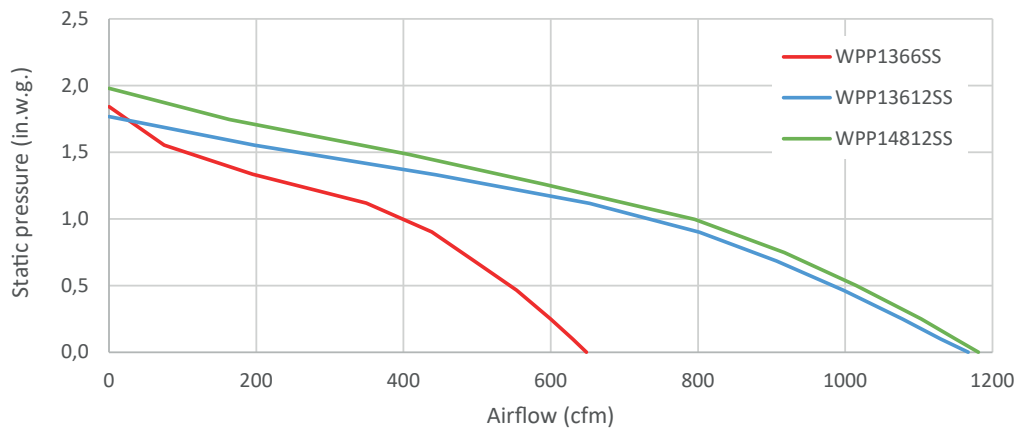
INTERNAL BLOWER - WPP1

SONES				
	Low	Med. Low	Med. High	High
WPP1366SS - 8" round	<0.3	3.5*	7.0*	10.5
WPP13612SS - 10" round	0.9	3.5*	7.5*	12.0
WPP14812SS - 10" round	0.6	3.5*	7.5*	12.0

CFM					
	Low	Med. Low	Med. High	High 0.25 in. w.g.	High 0.1 in. w.g.
WPP1366SS - 8" round	120	300*	470*	590	630
WPP13612SS - 10" round	330	550*	840*	1070	1130
WPP14812SS - 10" round	280	550*	840*	1100	1150

* Where noted performance rating is not HVI certified but was established in accordance with HVI Standardized test procedure.

AIRFLOW PERFORMANCE



HVI-2100 CERTIFIED RATINGS comply with new testing technologies and procedures prescribed by the Home Ventilating Institute, for off-the-shelf products, as they are available to consumers. Product performance is rated at 0.1 and 0.25 in. static pressure at high speed based on tests conducted in an HVI-approved state-of-the-art test laboratory. Sones are a measure of humanly-perceived loudness, based on laboratory measurements.