

MEDS301BS

30-INCH STEAM AND CONVECTION SINGLE BUILT-IN OVEN

MASTERPIECE® COLLECTION



FEATURES & BENEFITS

- ★ - Large Steam and Convection cavity at 2.8 cu. ft.
- Designed for flexibility—standard or flush installation into kitchen cabinets
- Steam and Convection Cooking provides unrivaled taste and quality—food stays moist on the inside and is perfect on the outside
- Steam and Convection Oven offers passionate cooks more cooking solutions—Broil, Steam, True Convection, Steam and Convection
- Specially crafted gray glass on stainless steel for a luxurious look and finish

GENERAL PROPERTIES

Heating Modes

(17) Bake, Broil, Roast, Convection Bake, Convection Broil, Convection Roast, Proof, Warm, Pizza, True Convection, Dehydrate, Speed Convection, Slow Roast, Steam, Steam Convection, Defrost, Reheat, Steam Programs

Cleaning Type	Easy Clean / Ecolytic Clean
Telescopic Rack(s)	3
Illumination Type	LED
Interior Lights	2
Home Connect® (Wi-Fi Enabled)	Yes

OVEN PERFORMANCE

Convection Element	2,300 W
Bake Element	1,420 W
Broiler Element	3,050 W

TECHNICAL DETAILS

Watts	4,100 W
Circuit Breaker	20 A
Volts	240 / 208 V
Frequency	60 Hz
Plug Type	Fixed Connection, No Plug
Conduit	50" 3-Wire
Energy Source	Electric
Installation Type	Non-Plumbed

DIMENSIONS & WEIGHT

Oven Cavity Size	2.8 cu. ft.
Overall Appliance Dimensions (HxWxD)	25 13/16" x 29 3/4" x 23 7/16"
Dimensions with Storage Drawer SDS30WC	29" x 29 3/4" x 24 1/2"
Trim Overlaps (Top – Sides – Bottom)	3/8" to 1 5/16" – 9/16" – 0"
Required Cutout Size (HxWxD) – Standard Installation	24 1/2" – 25 7/16" x 28 1/2" x 23 1/2"
Standard Installation with Storage Drawer SDS30WC	27 5/8" – 28 5/8" x 28 1/2" x 23 1/2"
Required Cutout Size (HxWxD) – Flush Installation	25 15/16" x 30" x 24 1/2"
Flush Installation with Storage Drawer SDS30WC	29 1/8" x 30" x 24 1/2"
Overall Oven Interior Dimensions (HxWxD)	14 1/2" x 18 7/8" x 17 3/8"
Usable Oven Interior Dimensions (HxWxD)	11 1/2" x 15 1/2" x 15 5/8"
Net Weight	173 lbs

ACCESSORIES (INCLUDED)

3 Telescopic Racks, Multi-point Meat Probe, 1 Large Pan, 1 Small Pan, 1 Large Perforated Pan, 1 Small Perforated Pan

WARRANTY

Limited Warranty Parts and Labor	2 Year
----------------------------------	--------

★ THERMADOR® EXCLUSIVE

†To be fully ADA compliant, these units must be installed according to ADA guidelines. Please check current ADA requirements for guidance on installation.

MEDS301BS

30-INCH STEAM AND CONVECTION SINGLE BUILT-IN OVEN

MASTERPIECE® COLLECTION



ACCESSORIES (OPTIONAL)



00577552
Cooking Pan, Half Size,
1 5/8" Deep



00777111
Wire Rack for Steam Oven,
17 15/16" x 14 3/4"



00577553
Perforated Cooking Pan, Half Size,
1 5/8" Deep



00623653
Sponge



11027159
Cooking Pan, Full Size,
1 5/8" Deep



12022200
Multi-point Meat Probe



00577551
Perforated Cooking Pan,
Full Size, 1 5/8" Deep



00741839
Baking Tray, Full Size,
1 1/8" Deep

MEDS301BS

30-INCH STEAM AND CONVECTION SINGLE BUILT-IN OVEN

MASTERPIECE® COLLECTION



30-INCH STEAM AND CONVECTION SINGLE OVEN

Steam Oven Wall Mount Installation
Steam Oven Bottom Hinge

measurements in inches (mm)

Door Handle Depth*
Masterpiece Series Handle

*Protrusion of handle from door skin

Single Steam Oven
Wall mount installation

measurements in inches (mm)

Steam Oven Wall Mount Installation
Dimensions for Under-Counter Installation

measurements in inches (mm)

* Includes 3/4" (19 mm) base plate.

** For single ovens installed under a cabinet, the junction box should be located to the right or left of the unit within reach of the power cord.

Flush installation Top view

Side view

measurements in inches (mm)

MEDS301BS

30-INCH STEAM AND CONVECTION SINGLE BUILT-IN OVEN

MASTERPIECE® COLLECTION



INSTALLATION DETAILS

SIDE-BY-SIDE INSTALLATION – TOP VIEW

Standard

IMPORTANT: When installing an oven in combination, a minimum distance between the ovens is required. Refer to the oven installation manual for all other measurements.

Flush

measurements in inches (mm)

NOTE: Conventional ovens with a serial number beginning with "FD009" require accessory kit TWO30YS for Standard or Flush side-by-side installation with another oven or with any other approved product. This kit must be purchased separately and installed prior to installing the oven in the cabinetry. Refer to the Oven Installation Guide for additional information.

Combination Type	A Left reveal cleat	B Right reveal cleat	C cut-out width	D cut-out width
Flush Bottom hinge	3/4" (19 mm)	3/4" (19 mm)	29 1/4" (743 mm)	29 1/4" (743 mm)
Flush Side Hinge (Left)	1 1/2" (38 mm)	N/A*	30" (762 mm)	N/A*
Flush Side Hinge (Right)	N/A*	1 1/2" (38 mm)	N/A*	30" (762 mm)

*Installation not recommended

measurements in inches (mm)

THERMADOR SIDE-BY-SIDE BUILT-IN OVEN COMBINATION GUIDE

The following **OVENS** are approved to be installed side-by-side in combination and the installation has been certified by CSA. This guide is only effective with the use of the Thermador built-in oven side-by-side accessory kit TWO30YS. The built-in oven side-by-side accessory kit is required for approved installation.

BUILT-IN OVENS	
Conventional Ovens*	Steam Ovens
ME301WS	MEDS301WS, MEDS301BS
MED301WS	PODS301W, PODS301B
MED301LWS	MEDS301WS w/ SDS30WC MEDS301BS w/ SDS30WC
MED301RWS	PODS301W w/ SDS30WC PODS301B w/ SDS30WC
PO301W	
POD301W	
POD301LW	
POD301RW	

The following **OVENS** and **DRAWERS** are approved by BSH Home Appliances Corporation to be installed in combination. These products, identified in the table below, may be installed in combination with other cooking units. The suitability of the combination has not been evaluated by CSA.

BUILT-IN OVENS			
Conventional Ovens*	Steam Ovens	Microwave Ovens	Speed Ovens
ME301WS	MEDS301WS, MEDS301BS	MB30WS	MC30WS
MED301WS	PODS301W, PODS301B	MB30WP	MC30WP
MED301LWS	MEDS301WS w/ SDS30WC MEDS301BS w/ SDS30WC	MB30WS w/ SD30WC	MC30WS w/ SD30WC
MED301RWS	PODS301W w/ SDS30WC PODS301B w/ SDS30WC	MB30WP w/ SD30WC	MC30WP w/ SD30WC
PO301W		MB30WS w/ WD30WC	MC30WS w/ WD30WC
POD301W		MB30WP w/ WD30WC	MC30WP w/ WD30WC
POD301LW			
POD301RW			



*Conventional ovens with a serial number beginning with "FD009" require accessory kit TWO30YS for side-by-side installation with another oven or in combination with any other approved product. All parts in the kit may not be required. Refer to the Oven Installation Guide for additional information.

MEDS301BS

30-INCH STEAM AND CONVECTION SINGLE BUILT-IN OVEN

MASTERPIECE® COLLECTION



30-INCH STEAM AND CONVECTION SINGLE OVEN WITH STORAGE DRAWER SDS30WC

Steam Oven with Storage Drawer Wall Mount Installation

measurements in inches (mm)

Door Handle Depth*
Masterpiece Series Handle

*Protrusion of handle from door skin

Steam Oven with Storage Drawer Wall Mount Installation

measurements in inches (mm)

Steam Oven with Storage Drawer Under-Counter Installation

* Includes 3/4" (19 mm) base plate.
** For single ovens installed under a cabinet, the junction box should be located to the right or left of the unit within reach of the power cord.

measurements in inches (mm)

Flush installation Top view

Steam Oven with Storage Drawer – Side View

measurements in inches (mm)

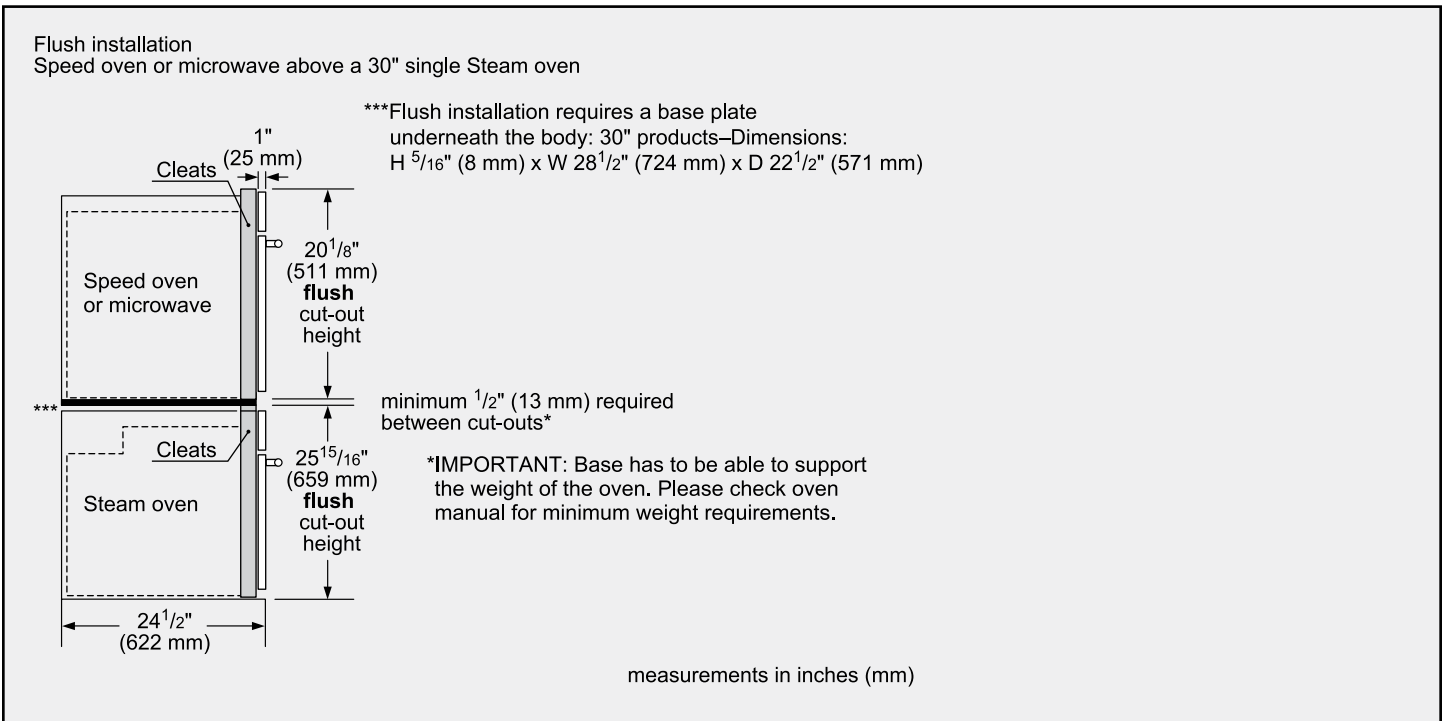
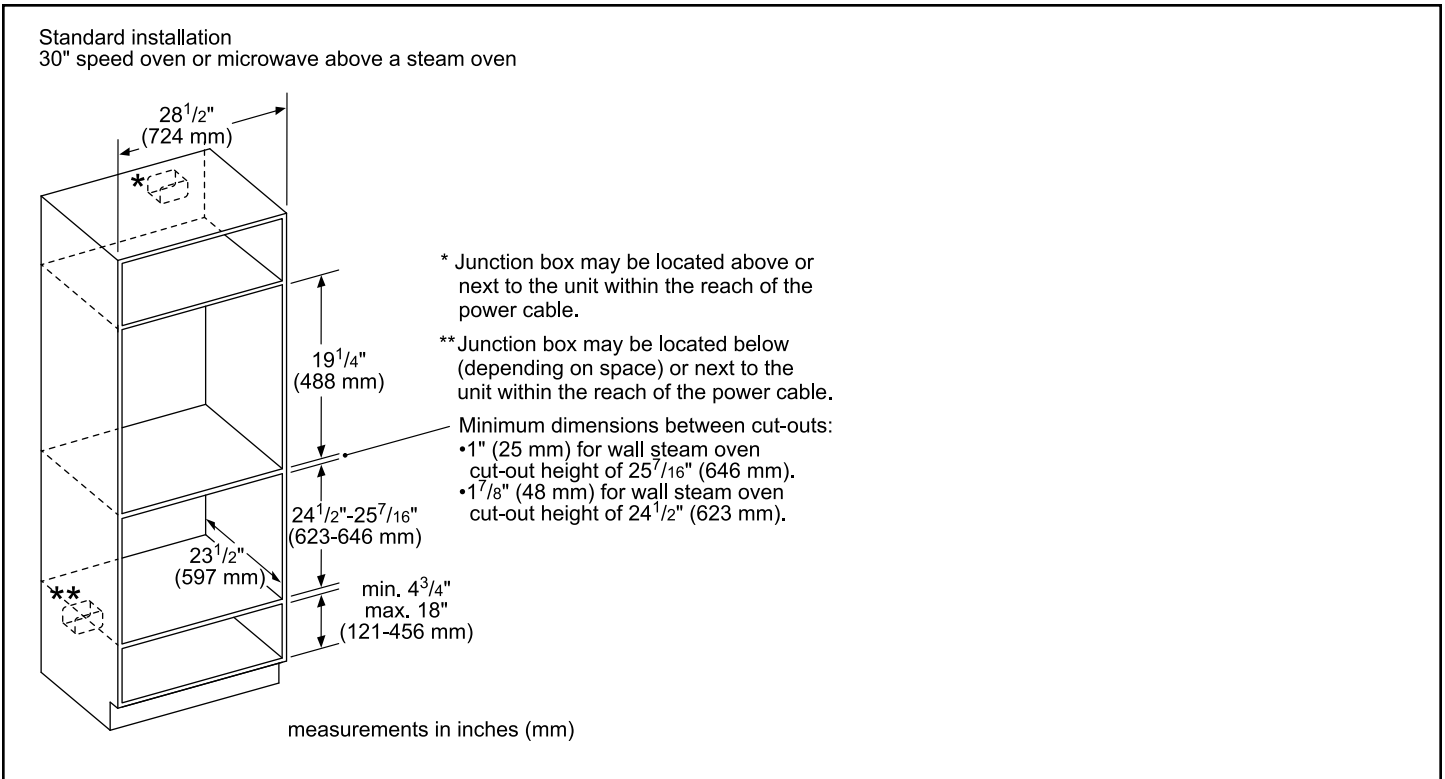
MEDS301BS

30-INCH STEAM AND CONVECTION SINGLE BUILT-IN OVEN

MASTERPIECE® COLLECTION



30-INCH STEAM AND CONVECTION SINGLE OVEN UNDER SPEED OVEN OR MICROWAVE



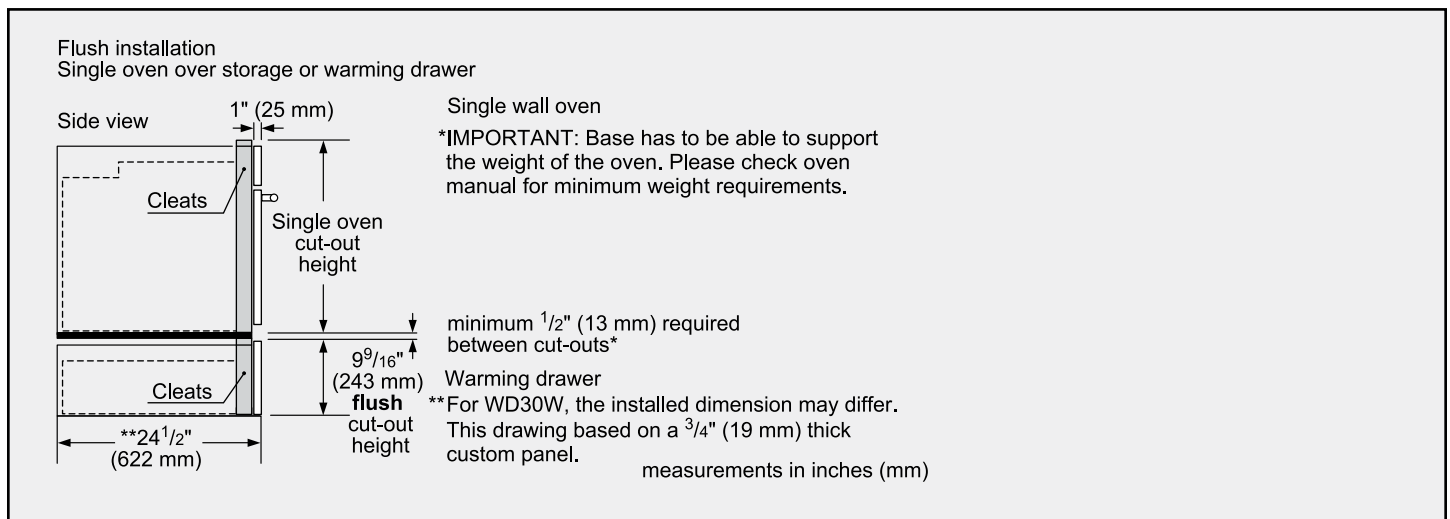
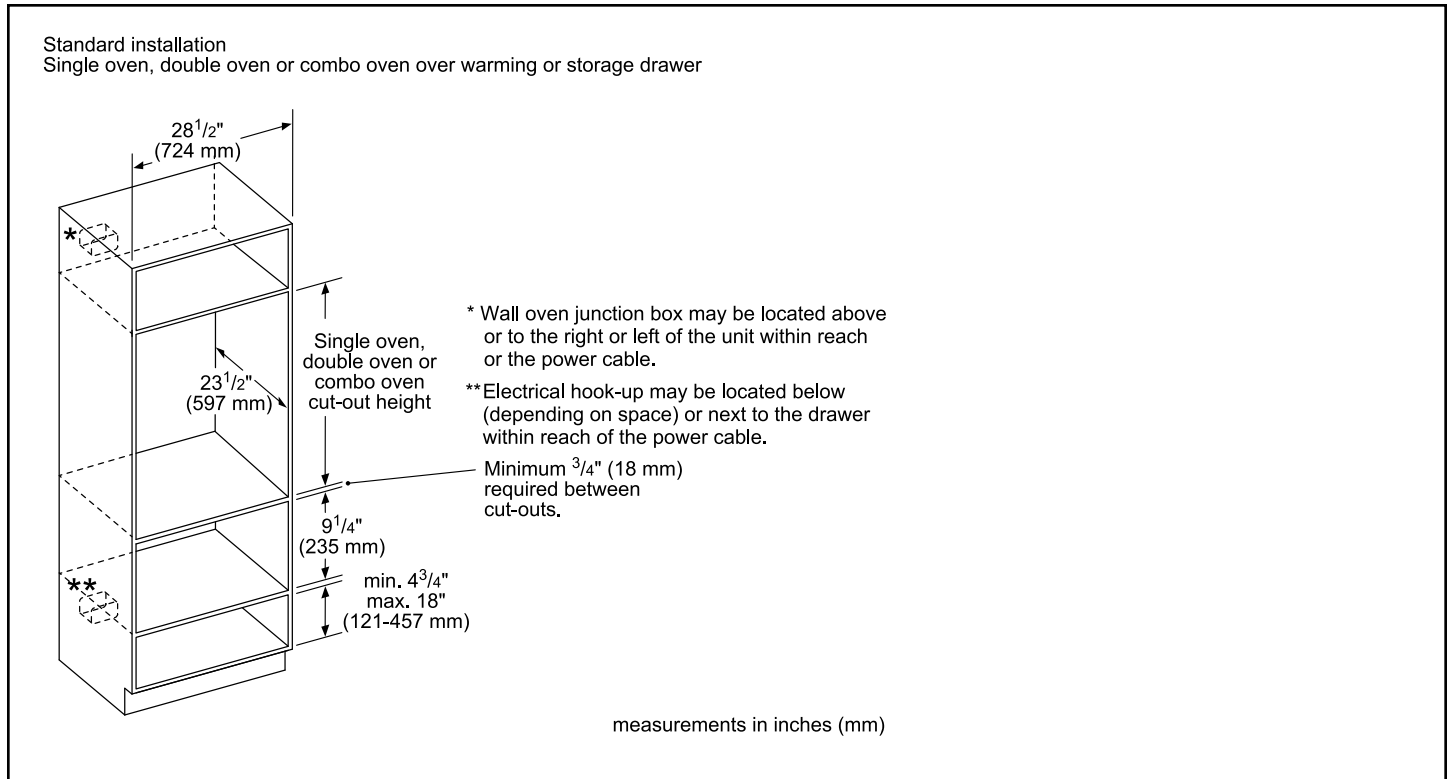
MEDS301BS

30-INCH STEAM AND CONVECTION SINGLE BUILT-IN OVEN

MASTERPIECE® COLLECTION



INSTALLATION DETAILS



These warranties give you specific legal rights and you may have other rights that vary from state to state. Limited warranty from date of delivery. For complete warranty details, refer to your Use & Care manual, or ask your dealer.

Specifications are for planning purposes only. Refer to installation instructions and consult your countertop supplier prior to making counter opening. Consult with a heating and ventilation engineer for your specific ventilation requirements. For the most detailed information, refer to installation instructions accompanying product or write to Thermador indicating the model number. Specifications are correct at time of printing. Thermador reserves the right to change product specifications or design without notice. Some models are certified for use in Canada. Thermador is not responsible for products that are transported from the U.S. for use in Canada.