



**INSTRUCTIONS D'ASSEMBLAGE**  
**ASSEMBLY INSTRUCTIONS**

---

**M**ONARCH  
SPECIALTIES INC.

**I 5293**

---

**CHAMBRE A COUCHER -**  
**TABLE DE CHEVET 2 TIROIRS / CHENE BLANC**

**BEDROOM SET -**  
**2 DRAWER NIGHTSTAND / WHITE OAK FINISH**


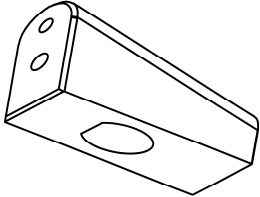


**POUR DE L'ASSISTANCE OU POUR COMMANDER  
DES PIÈCES CONTACTEZ NOTRE DÉPARTEMENT  
DE SERVICE À LA CLIENTÈLE.**

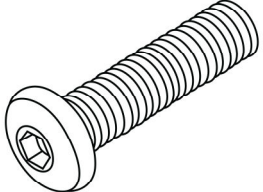
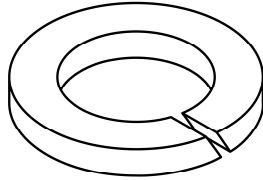
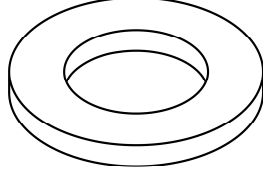
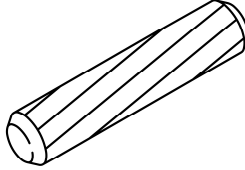

**FOR ASSISTANCE OR TO ORDER PARTS  
CONTACT OUR CUSTOMER SERVICE DEPARTMENT**

**WWW.MONARCHSERVICE.COM**

**LISTE DES PIÈCES**  
**PARTS LIST**

PIÈCE / PART #	IMAGE	DESCRIPTION	QTY / QTÉ
1		TOP DESSUS	1
2		LEG PATTE	4

**LISTE DES PIÈCES DE MONTAGE**  
**HARDWARE LIST**

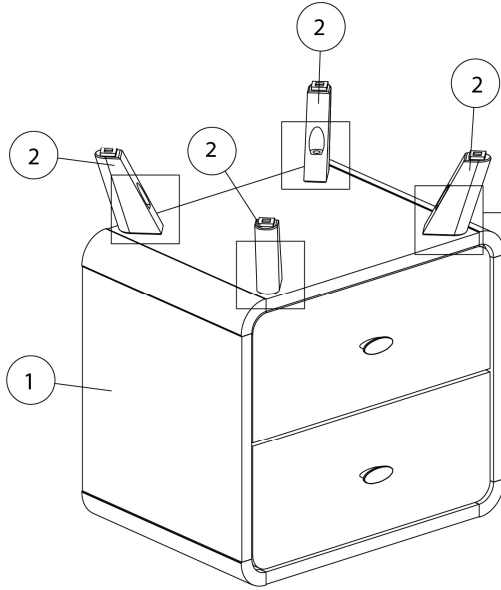
PIÈCE / PART #	IMAGE	DESCRIPTION	QTY / QTÉ
A		<p align="center">ASSEMBLING BOLT - 1/4" X 2 3/8"</p> <p align="center">BOULON D'ASSEMBLAGE - 1/4" X 2 3/8"</p>	4
B		<p align="center">LOCK WASHER - 1/4" X 1/2"</p> <p align="center">ENTRETOISE DE MÉTAL - 1/4" X 1/2"</p>	4
C		<p align="center">METAL WASHER - 1/4" X 3/4"</p> <p align="center">RONDELLE DE MÉTAL - 1/4" X 3/4"</p>	4
D		<p align="center">WOOD DOWEL</p> <p align="center">GOUJON DE BOIS</p>	4
E		<p align="center">HEX KEY</p> <p align="center">CLÉ HEXAGONALE</p>	1



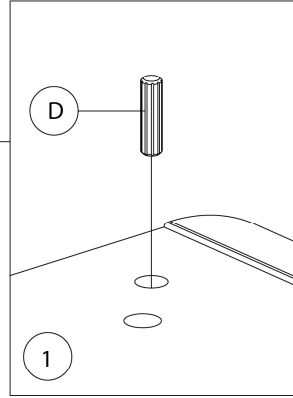
OUTIL DE VÉRIFICATION DE DIMENSIONS DES PIÈCES  
HARDWARE DIMENSIONS VERIFICATION TOOL



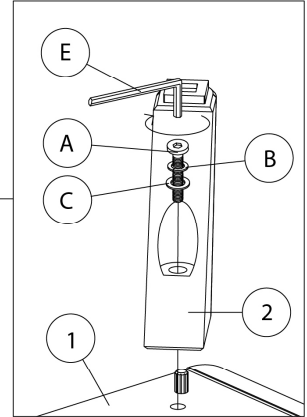
ÉTAPE / STEP 1



STEP 1.1



STEP 1.2



ÉTAPE / STEP 2

